

AdventHealth Daytona Beach*

2019 COMMUNITY HEALTH NEEDS ASSESSMENT



*Memorial Health Systems, Inc, d/b/a AdventHealth Daytona Beach

Approved by the Hospital Board on: October 17, 2019

Community Benefit Manager: Stephanie Mellenberndt

Stephanie.Mellenberndt@AdventHealth.com

Extending the Healing
Ministry of Christ



AdventHealth

2019 Community Health Needs Assessment

Table of Contents

Sections	Page
1 Executive Summary	3
2 About AdventHealth Daytona Beach	5
3 Choosing the Community	6
4 Community Description and Demographics	7
5 Community Health Needs Assessment Committee	12
6 Public Health	17
7 Primary and Secondary Data Sources	18
8 Community Collaboration	21
9 Data Summary	22
10 Community Asset Inventory	24
11 Priority Selection	26
12 Priority Issues to be Addressed	28
13 Priority Issues that will not be Addressed	30
14 Next Steps	30
15 Written Comments Regarding 2016 Needs Assessment	30
16 Review of Strategies Undertaken in the 2017 Community Health Plan	32
Appendices	
A Primary Data Survey and Responses	34
B Secondary Data Report	52
C Hospital Utilization and Emergency Room Data	60
D Community Asset Inventory	61
E Priority Selection Report	66

Acknowledgements

This report was prepared by Debi McNabb, Director of Community Benefit, Central Florida Division – North Region, with contributions from members of the AdventHealth Daytona Beach Community Health Needs Assessment Committee representing health leaders in our community and AdventHealth Daytona Beach leaders.

A special thanks to the Florida Department of Health in Volusia County and Flagler Cares for their expertise and support in the collection and analysis of the data.

We are especially grateful to all those who participated in our household surveys and key informant interviews. Their contributions made this report possible and lay the groundwork as we continue to fulfill our mission of *Extending the Healing Ministry of Christ*.

1. EXECUTIVE SUMMARY

Goals

Memorial Health Systems, Inc, d/b/a AdventHealth Daytona Beach, will be referred to in this document as AdventHealth Daytona Beach or “the Hospital”. AdventHealth Daytona Beach in Daytona Beach, FL, conducted a community health needs assessment in 2019. The goals of the assessment were to:

- Engage public health and community stakeholders including low-income, minority and other underserved populations
- Assess and understand the community’s health issues and needs
- Understand the health behaviors, risk factors and social determinants that impact health
- Identify community resources and collaborate with community partners
- Publish the Community Health Needs Assessment
- Use assessment findings to develop and implement a 2020-2022 Community Health Plan based on AdventHealth Daytona Beach’s prioritized issues

Community Health Needs Assessment Committee

In order to ensure broad community input, AdventHealth Daytona Beach created a Community Health Needs Assessment Committee (CHNAC) to help guide the Hospital through the assessment process. The CHNAC included representation from the Hospital, public health experts and the broad community. This included intentional representation from low-income, minority and other underserved populations.

The CHNAC met two times in 2018-2019. They reviewed the primary and secondary data, helped define the priority issues to be addressed by the Hospital and helped develop the Community Health Plan to address the priority issues. *See Section 5 for a list of CHNAC members.*

Data

AdventHealth Daytona Beach collected both primary and secondary data. The primary data included a county health survey and focus groups.

Secondary data sources included internal Hospital utilization data (inpatient and emergency department). This utilization data showed the top reasons for visits to AdventHealth Daytona Beach over the past year. In addition, we utilized publicly available data from state and nationally recognized data sources. *See Section 7 for a list of data sources.*

Primary and secondary data was then compiled and analyzed in order to identify the top 8-12 aggregate issues from the various sources of data.

Community Asset Inventory

The next step was a Community Asset Inventory. This inventory was designed to help AdventHealth Daytona Beach and the CHNAC to:

- Understand existing community efforts to address the 8-12 identified issues from aggregate primary and secondary data
- Prevent duplication of efforts as appropriate. *See Section 9 for the Community Asset Inventory.*

Selection Criteria

Using the data findings and the Community Asset Inventory, the CHNAC narrowed the list of eleven issues to five priority issues. The CHNAC prioritized issues using a clearly defined criteria to select the top issues to address. See *Section 10 for the Priority Selection Report*.

The priority selection criteria included:

A. Health Priority Considerations

- Magnitude
- Severity
- Impact on Vulnerable Populations
- Trend Direction
- Comparison
- Relationship to other Issues
- Importance of the Issue

B. Solution Considerations

- Efficacious Intervention
- Community Readiness
- Current Capacity
- Economic Impact

Priority Issues to be Addressed

The priority issues to be addressed included:

1. Adult and Youth Behavioral Health
2. Cardiovascular Diseases and Diabetes
3. Barriers to Accessing Health Care Services
4. Healthy Eating and Physical Activity
5. Social and Economic Issues (Social Determinants of Health)

See Section 11-12 for an explanation of priority issues which were chosen as well as those not chosen.

Approvals

On October 17, 2019, the AdventHealth Daytona Beach Board approved the Community Health Needs Assessment findings and priority issues. A link to the 2019 Community Health Needs Assessment was posted on the Hospital's website as well as <https://www.adventhealth.com/community-health-needs-assessments> prior to December 31, 2019.

Next Steps

The CHNAC will work with AdventHealth Daytona Beach to develop a measurable 2020-2022 Community Health Plan to address the priority issues. The plan will be completed and posted on the Hospital's website prior to May 15, 2020.

2. ABOUT: ADVENTHEALTH DAYTONA BEACH

Transition to AdventHealth

In January of 2019, every wholly-owned entity across our organization adopted the AdventHealth system brand. Our identity has been unified to represent the full continuum of care our system offers. Throughout this report, we will refer to our facility by AdventHealth Daytona Beach. Any reference to our 2016 Community Health Needs Assessment in this document will utilize our new name for consistency.

AdventHealth Daytona Beach in Daytona Beach, FL is part of AdventHealth. With a sacred mission of Extending the Healing Ministry of Christ, AdventHealth is a connected system of care for every stage of life and health. More than 80,000 skilled and compassionate caregivers in physician practices, hospitals, outpatient clinics, skilled nursing facilities, home health agencies and hospice centers provide individualized, holistic care. A Christian mission, shared vision, common values and service standards focus on whole-person health and commitment to making communities healthier.

About AdventHealth Daytona Beach

AdventHealth Daytona Beach is a part of AdventHealth, one of the nation's largest not-for-profit, faith-based health care systems with over 45 hospitals in nine states. With the mission of *Extending the Healing Ministry of Christ*, AdventHealth Daytona Beach provides whole person care to heal the body, mind and spirit. AdventHealth Daytona Beach is a 362-bed organization that is fully accredited by the Joint Commission on Accreditation of Health Care Organizations. Beyond the main hospital, AdventHealth Daytona Beach also encompasses the Cancer Institute, Sports Med & Rehab and Imaging among other off-site locations. For over 50 years, AdventHealth Daytona Beach has served the East Volusia area and surrounding communities by providing the following comprehensive healthcare services:

- Cancer Care
- Diabetes Care
- 24 Hour Emergency Care
- Heart and Vascular Care
- Home Care
- Hospice Care
- General Surgery
- Imaging Services
- Intensive Care Unit
- Lab Services
- Neurology Care
- Orthopedic Care
- Outpatient Services
- Sports and Rehab Care
- Surgical Care
- Urgent and Emergency Care
- Women and Children Care
- Wound Care

3. CHOOSING THE COMMUNITY

AdventHealth Daytona Beach defined its community as its Primary Service Area (PSA) from which 70% of its patients come. This includes Volusia County and the zip codes 32114, 32117, 32118, 32119, 32127, 32128, 32129, 32168, 32174, 32176.

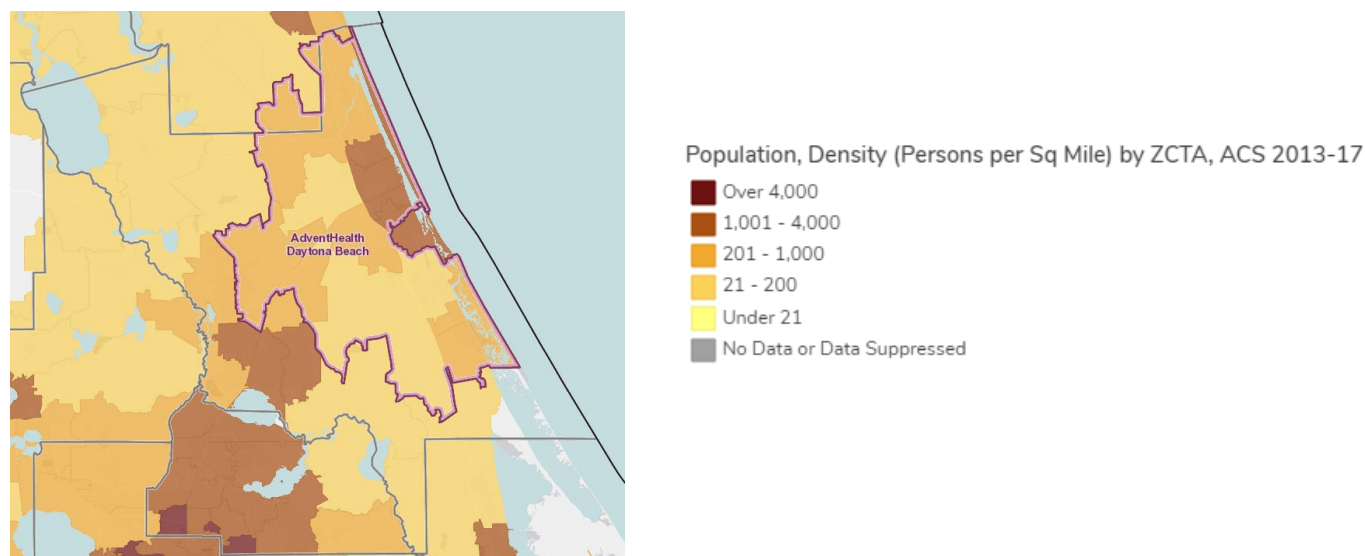
4. COMMUNITY DESCRIPTION AND DEMOGRAPHICS

In order to understand our community and the challenges faced, AdventHealth Daytona Beach looked at both demographic information for the service area population, as well as available data on social determinants of health. According to the Center for Disease Control and Prevention, social determinants of health include conditions in the places where people live, learn, work and play which affect a wide range of health risks and outcomes. A snapshot of our community demographics and characteristics is included below. *Secondary report data can be found in Appendix B.*

Community Description

Stretching along 47 miles of the Atlantic Coast and west to the St. Johns River lies Volusia County, Florida. Located at the intersection of the I-4 and I-95 corridors, Volusia County is roughly the size of Rhode Island and sits about 50-miles northeast of Orlando, 60 miles north of the Kennedy Space Center and 90 miles south of Jacksonville. Volusia County is geographically separated into east and west and in some areas almost literally divided by wetlands. Volusia County has 16 cities--the city of Deltona, on the west, is the largest in population and Daytona Beach, on the east, ranks second, while unincorporated Volusia County makes up about one-fifth of the population.

A total of 302,901 people live in the 664 square mile report area defined for this assessment according to the U.S. Census Bureau American Community Survey 2013-2017 5-year estimates. The population density for this area, estimated at 456.03 persons per square mile, is greater than the national average population density of 90.88 persons per square mile. The map below represents the service area where 70% of AdventHealth Daytona Beach's patients come from.



Source: US Census Bureau, [American Community Survey](#). 2013-17.

Volusia County was home to 538,692 individuals in 2017. The largest city, Deltona, had a 2017 population of 90,746 and an estimated 120,000 individuals lived in unincorporated Volusia County.

2017 POPULATION BY CITY		
City	Estimate	% of Population
Pierson	1,883	0.3%
Oak Hill	2,127	0.4%
Lake Helen	2,780	0.5%
Ponce Inlet	3,241	0.6%
Daytona Beach Shores	4,514	0.8%
Orange City	11,697	2.2%
Holly Hill	12,218	2.3%
South Daytona	12,936	2.4%
DeBary	20,784	3.9%
Edgewater	22,399	4.2%
New Smyrna Beach	26,470	4.9%
DeLand	32,506	6.0%
Ormond Beach	42,816	7.9%
Port Orange	63,203	11.7%
Daytona Beach	68,055	12.6%
Deltona	90,746	16.8%
Unincorporated Volusia County*	120,317	22.3%
TOTAL Volusia County	538,692	100.0%

Source: US Bureau of the Census

*Calculated by subtracting total of city populations from county population

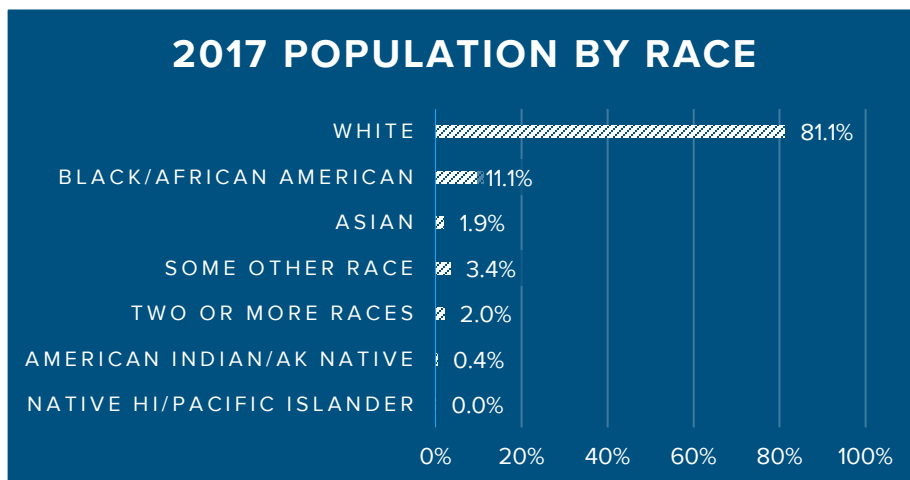
Community Demographics

2017 POPULATION BY GENDER		
Gender	Estimate	Percent
Male	263,063	48.8%
Female	275,629	51.2%
Total	538,692	100.0%

Source: US Bureau of the Census, 2017 American Community Survey 1-Year Estimates

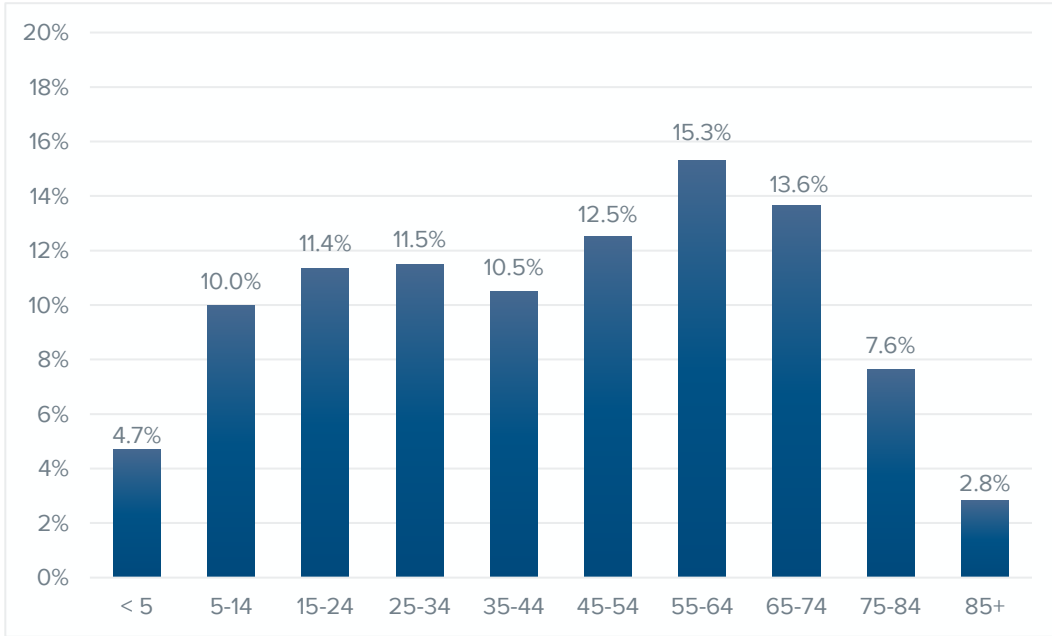
POPULATION BY ETHNICITY		
Ethnicity	Estimate	Percent
Hispanic/Latino	74,582	13.8%
Not Hispanic/Latino	464,110	86.2%
Total	538,692	100.0%

Source: US Bureau of the Census, 2017 American Community Survey 1-Year Estimates



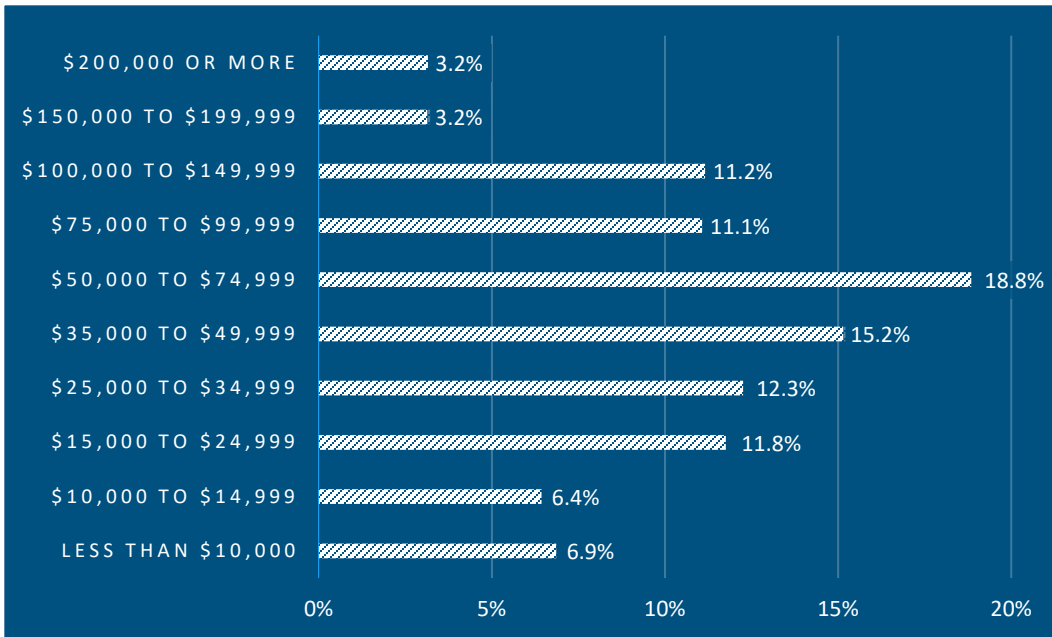
Source: US Bureau of the Census, 2017 American Community Survey 1-Year Estimates

2017 Population by Age Group



Source: US Bureau of the Census, 2017 American Community Survey 1-Year Estimates

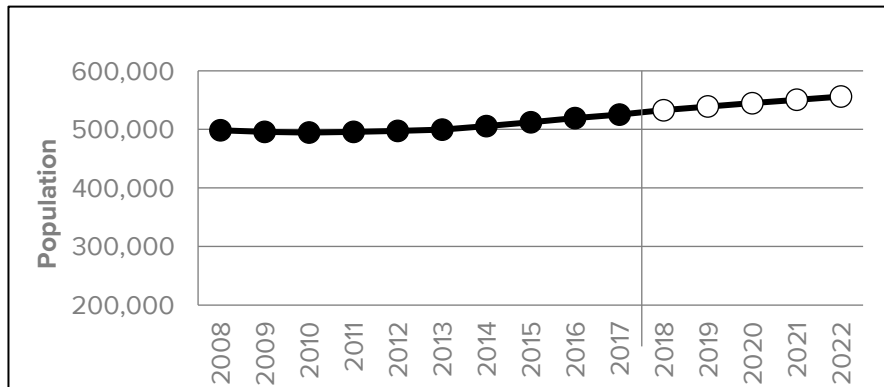
2017 Household Income Brackets



Source: US Bureau of the Census, 2017 American Community Survey 1-Year Estimates

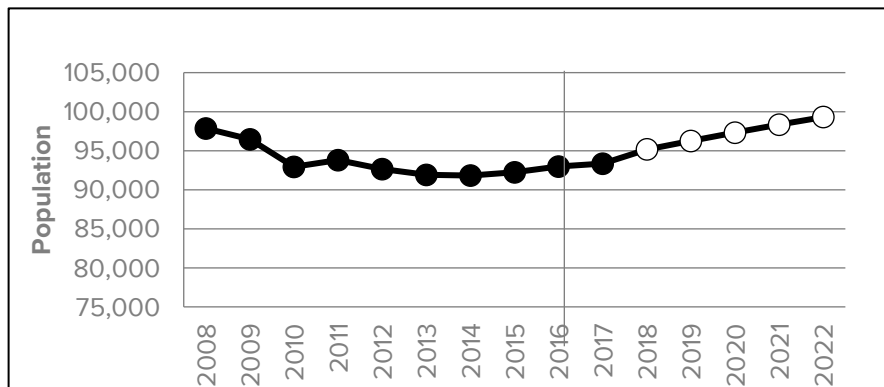
Population Trends

Volusia General Population



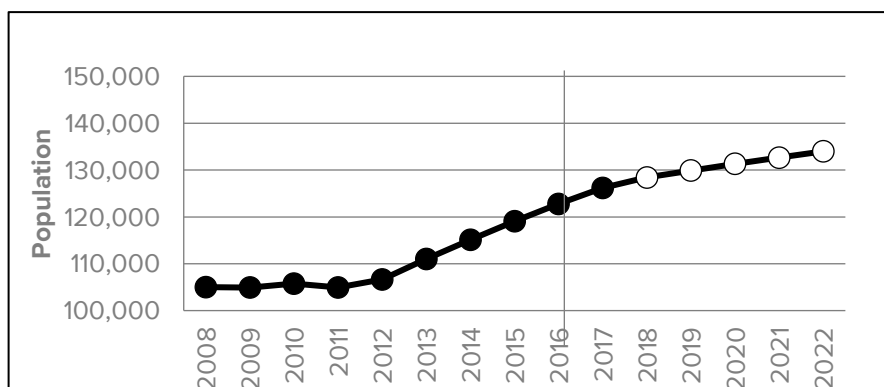
Source: Florida Health CHARTS, The Florida Legislature, Office of Economic and Demographic Research

Volusia Population Under 18



Source: Florida Health CHARTS, The Florida Legislature, Office of Economic and Demographic Research

Volusia Population 65 and Over



Source: Florida Health CHARTS, The Florida Legislature, Office of Economic and Demographic Research

DATA INDICATOR	DESCRIPTION	AdventHealth Daytona Beach SERVICE AREA	FLORIDA AVERAGE
Poverty ¹	% Population in Poverty (Below 100% FPL)	16.7%	15.46%
Unemployment Rate ²	Unemployment Rate	7.10%	3.3%
Violent Crime ³	Violent Crime Rate (Per 100,000 Pop.)	425.4	472.1
Population with No High School Diploma ¹	% Population Age 25+ with No High School Diploma	9.9%	12.42%
Insurance ⁴	Uninsured Adults-% Without Medical Insurance	17.71%	18.44%
Insurance ⁴	Uninsured Children-% Without Medical Insurance	5.96%	6.58%
Food Insecurity Rate ⁵	Food Insecurity Rate	16.3%	16.2%
Population with Low Food Access ⁶	% Population with Low Food Access	39.07%	25.7%
Use of Public Transportation ¹	% Population Using Public Transit for Commute to Work (Age 16+)	1.37%	2.0%
Alcohol Consumption ⁷	Estimated Adults Drinking Excessively (Age-Adjusted Percentage)	18.6%	17.10%
Tobacco Usage ⁷	% Population Smoking Cigarettes (Age-Adjusted)	24.3%	18.9%

Data Indicator Sources: ¹ US Census Bureau, [American Community Survey](#). 2013-17. ² US Department of Labor, [Bureau of Labor Statistics](#). 2019 - June. ³ Federal Bureau of Investigation, [FBI Uniform Crime Reports](#). Additional analysis by the [National Archive of Criminal Justice Data](#). Accessed via the [Inter-university Consortium for Political and Social Research](#). 2019. ⁴ US Census Bureau, [Small Area Health Insurance Estimates](#). 2016. ⁵ [Feeding America](#). 2017. ⁶ US Department of Agriculture, Economic Research Service, [USDA - Food Access Research Atlas](#). 2015. ⁷ Centers for Disease Control and Prevention, [Behavioral Risk Factor Surveillance System](#). Accessed via the [Health Indicators Warehouse](#). US Department of Health & Human Services, [Health Indicators Warehouse](#). 2006-12.

5. COMMUNITY HEALTH NEEDS ASSESSMENT COMMITTEE

A Community Health Needs Assessment Committee (CHNAC) was formed to help AdventHealth Daytona Beach conduct a comprehensive assessment of the community. A Steering Committee of the CHNAC met regularly throughout 2018-2019 and the full CHNAC met twice.

Representation

The committee included representation from the hospital, public health officials and the broad community as well as representation from low-income, minority and other underserved populations. Members were strategically chosen, who represented organizations that serve low income, minority, and underserved populations. Each organization also has specific strategies in place to create access for vulnerable populations. Current CHNAC members are listed below.

COMMUNITY MEMBERS

Name	Title	Organization	Description of Services	Low-Income	Minority	Other Underserved Populations
Laura Spencer	CEO	Azalea Health, Federally Qualified Health Center	Affordable, high quality health care including medical, dental, and mental health as well as prescriptions	x	x	x
Deanna Wathington	Executive Dean, College of Health Sciences	Bethune Cookman University	Historically black university providing a faith-based environment of academic excellence and transformative experiences	x	x	x
Mark Jones	CEO	Community Partnership for Children	Family preservation services, case management, foster care, many therapeutic services, adoption, and mentoring	x	x	x
Dona Butler	Director of Community Services	County of Volusia	Facilitates access to and delivery of health, agricultural extension, library, veterans, community assistance, transportation, parks, recreation and culture	x	x	x
Billie Wheeler	County Council member	County of Volusia	County elected official, representing all members of Volusia County	x	x	x

COMMUNITY MEMBERS

Name	Title	Organization	Description of Services	Low-Income	Minority	Other Underserved Populations
Joe Pozzo	Public Protection Director	County of Volusia, Public Protection Director	Overseeing public protection services including EMS, 911, County Jail	x	x	x
Nancy Keefer	President and CEO	Daytona Beach Chamber	Represents members and helps to build a fair and equitable environment through advocacy, collaboration, engagement, leadership and professionalism	x	x	x
Chuck Puckett	Circuit 7 Community Development Administrator	Department of Children and Families	Child protection, food stamps, Medicaid	x	x	x
DJ Lebo	CEO	Early Learning Coalition of Flagler & Volusia	Early learning programs, VPK, school readiness	x	x	x
Laurie Asbury	CEO	Family Health Source Medical Centers, Federally Qualified Health Center	Medical home providing services for adults, pediatrics and veterans.	x	x	x
Patricia Boswell	Health Officer	Florida Department of Health in Volusia County	Public Health; Works to protect, promote and improve the health of all people in Volusia through integrated state, county and community efforts.	x	x	x
Thomas Bryant III	Director of Planning and Performance Management	Florida Department of Health in Volusia County	CQI, Data collection and analysis; Works to protect, promote and improve the health of all people in Volusia through integrated state, county and community efforts.	x	x	x

COMMUNITY MEMBERS

Name	Title	Organization	Description of Services	Low-Income	Minority	Other Underserved Populations
Lynn Kennedy	Community Health	Florida Department of Health in Volusia County	Facilitation of community health activities; Works to protect, promote and improve the health of all people in Volusia through integrated state, county and community efforts.	x	x	x
Bill Griffin	Director for Strategic Planning	Halifax Health	Community hospital serving members of Volusia County since 1928	x	x	x
Sharon Warriner	Grant Writer, Business Development	Halifax Health	Community hospital serving members of Volusia County since 1928	x	x	x
Bob Williams	Vice President Population Health Business Development	Halifax Health	Community hospital serving members of Volusia County since 1928	x	x	x
Dixie Morgese	Executive Director	Healthy Start Coalition of Flagler/Volusia	Maternal and child health	x	x	x
Dusty Pye	Chief Integration Officer	LSF Health Systems, Inc	One of seven behavioral health Managing Entities (ME) contracted by the Florida Department of Children and Families to manage the state-funded system of behavioral health care for people who face poverty and are without insurance.	x	x	x
Heather Shubirg	Executive Vice President	Team Volusia	Strategic economic development activities and business recruitment initiatives for Volusia County.	x	x	x

COMMUNITY MEMBERS

Name	Title	Organization	Description of Services	Low-Income	Minority	Other Underserved Populations
Courtney Edgcomb	President	United Way of Volusia-Flagler	Partners with community to invest in the building blocks for a better life by supporting education, financial stability, and healthy lives	x	x	x
Kelly Amy	Manager of Strategic Partnerships	Volusia County Schools	K12 education; Ensuring all students receive a superior 21 st century education	x	x	x
Ivan Cosimi	Chair	Volusia/Flagler Behavioral Health Consortium (Chair)	help increase access to behavioral health services for children, adults and families	x	x	x
Jeff White	Executive Director	Volusia/Flagler Coalition for the Homeless	Partners and provides oversight for community agencies who provide direct services to the homeless and those at risk of homelessness.	x	x	x

ADVENTHEALTH DAYTONA BEACH MEMBERS

In addition to community members, the CHNAC included representation from the AdventHealth Central Florida Division-North. The below Hospital team members were part of the Leadership team.

The following individuals provided leadership and expertise throughout the process:

- **Deborah McNabb**, Community Benefits Director, AdventHealth Central Florida Division.
Leads community benefit activities in region
- **Russell Mariott**, Executive Director of Marketing, AdventHealth Central Florida Division.
Regional marketing
- **Ed Noseworthy**, CEO, AdventHealth Daytona Beach
Hospital leadership
- **Steven Jenkins**, Vice President of Strategy & Marketing, AdventHealth Central Florida Division-North
Regional strategy and marketing
- **Clarissa Moholick**, Regional Director of Oncology Quality, Accreditation and Data Services, AdventHealth Central Florida Division-North
Regional oncology

6. PUBLIC HEALTH

Public health was represented throughout the Community Health Needs Assessment. Leaders from the Florida Department of Health in Volusia County actively participated on both the Steering Committee and the CHNAC. Their Office of Planning and Performance Management staff were responsible for administering the County Health Survey, collecting secondary data and creating data graphs, tables and maps for the countywide CHNA document. They also facilitated and reported on the focus groups that were conducted.

The following individuals provided leadership and expertise throughout the process:

- **Patricia Boswell**, Health Officer, chaired the Steering Committee
- **Dr. Thomas Bryant III**, Director of Planning and Performance Management, oversaw the primary and second data collection
- **Marisol Bahena**, Human Services Analyst, prepared secondary data for publication
- **Lynn Kennedy**, Community Health, assisted with the review of all secondary data
- **Dr. Lauren Husband**, Director, Health Equity & Community Engagement, facilitated focus groups

7. PRIMARY AND SECONDARY DATA SOURCES

Primary Data

- a. Community surveys: A primarily internet-based county health survey was implemented that included 31 questions about quality of life, community health concerns and social determinants of health. In Volusia and Flagler counties, 3,692 individuals completed the survey, including 2,608 Volusia residents.
- b. Focus groups: Sixteen focus groups were conducted across Volusia County focused on seven populations: youth, college students, older adults, impoverished communities/neighborhoods, Spanish speakers, maternal and child health groups and professional groups. The 1 to 2-hour focus groups were professionally facilitated, transcribed and summarized.

Secondary Data:

- a. Hospital Utilization Data: Top 10 inpatient and Emergency Department diagnoses by payer. This information was provided by Regional Accounting, AdventHealth Central Florida Division – North Region. *See Appendix C for utilization data.*
- b. Collaboration Data: Publicly available population-level health data was collected and organized into 12 health issues with assistance from the Florida Department of Health in Volusia County Office of Planning and Performance Management. The data was analyzed, and a summary of the data was presented as Indicators of Concern for each health issue. This summary included a review of data trends, county and state comparison and magnitude of impact.
- c. The Engagement Network: In addition to the local data collection process, data was sourced from the Engagement Network. This is a national platform produced by the Center for Applied Research and Engagement Systems (CARES) at the University of Missouri. The Engagement Network hosts a national Map Room with 15,000+ data layers, a Community Health Needs Assessment reporting tool with 80+ health-related indicators and a hub network with 30+ partner organizations using CARES technology.

DATA SOURCES:

The majority of the CHNA data was pulled directly from the Florida Department of Health **Florida Health CHARTS** system that is an assemblage of data from over 25 programs and agencies. The specific sources listed below were included in the CHNA process.

SOURCE	LINK(S)
American Health Resource Files	https://data.hrsa.gov/topics/health-workforce/ahrf
Baker Act Reporting Center, University of South Florida	https://www.usf.edu/cbcs/baker-act/
Centers for Disease Control (CDC)	http://www.cdc.gov/
Dartmouth Atlas Project	https://www.dartmouthatlas.org/
Feeding America, Map the Meal Gap	https://map.feedingamerica.org/
Florida Agency for Health Care Administration	www.ahca.myflorida.com
Florida Department of Children and Families	www.myflfamilies.com , http://centerforchildwelfare.fmhi.usf.edu/ Florida Safe Families Network Data Mart/Data Registry Florida Youth Substance Abuse Survey https://www.myflfamilies.com/service-programs/samh/prevention/fysas/
Florida Department of Education	www.fldoe.org Education Information & Accountability Services; Office of Early Learning; Office of Safe Schools
Florida Department of Elder Affairs	http://elderaffairs.state.fl.us/
Florida Department of Health	www.floridahealth.gov , http://www.flhealthcharts.com Bureau of Epidemiology; Bureau of HIV/AIDS; Bureau of Immunization; Bureau of STD Prevention and Control; Bureau of TB & Refugee Health; Bureau of Vital Statistics; Division of Medical Quality Assurance; Florida Behavioral Risk Factor Surveillance System; Florida Department of Health Physician Workforce Surveys; Florida Youth Tobacco Survey; Office of Injury Prevention; WIC and Nutritional Services
Florida Department of Highway Safety and Motor Vehicles	www.flhsmv.gov
Florida Department of Juvenile Justice	www.djj.state.fl.us
Florida Department of Law Enforcement	www.fdle.state.fl.us
Merlin, Florida's Web-Based Reportable Disease Surveillance System	http://www.floridahealth.gov
Shimberg Center for Housing Studies, Florida Housing Data Clearinghouse	http://flhousingdata.shimberg.ufl.edu/

SMA Healthcare	https://smahealthcare.org/
University of Florida, Drug-Related Outcomes Surveillance and Tracking System (FROST)	https://frost.med.ufl.edu/
University of Miami (FL) Medical School, Florida Cancer Data System	https://fcds.med.miami.edu/inc/welcome.shtml
University of South Florida, Baker Act Reporting Center	https://www.usf.edu/cbcs/baker-act/
U.S. Bureau of the Census	http://www.census.gov American Community Survey, American Community Survey 1-year estimates, American Community Survey 5-year estimates; County Business Patterns
U.S. Department of Labor, Bureau of Labor Statistics	http://www.bls.gov
Volusia County Schools	http://myvolusiaschools.org
Volusia/Flagler County Coalition for the Homeless	http://www.vfcch.org/

8. COMMUNITY COLLABORATION

The Volusia County Community Health Needs Assessment is the product of a countywide collaborative process. This included AdventHealth Fish Memorial, AdventHealth New Smyrna Beach, AdventHealth DeLand, AdventHealth Daytona Beach, the County of Volusia, the Florida Department of Health in Volusia County and Halifax Health. Each organization provided financial resources for the CHNA process and served as a Steering Committee throughout 2018-2019. In addition to the Steering Committee, the Leadership Team (serving as the CHNAC) was formed and included leaders from key community organizations. Nearly all the Leadership Team members represented low-income, minority and underserved populations.

The Leadership Team reviewed all the data and prioritized the key issues according to intensity of the need, current initiatives around the issue and the potential for future collaboration. See *CHNAC membership in section 5*.

Funders

- **AdventHealth Deland, Advent Health Daytona Beach, AdventHealth Fish Memorial and AdventHealth New Smyrna Beach**, operating a hospital system in Volusia County
- **County of Volusia**, local government
- **Florida Department of Health in Volusia County**, the county's public health department
- **Halifax Health**, operating a hospital system in Volusia County

Other Coalition Partners

- **Flagler Cares**, a nonprofit organization, facilitated the Community Health Needs Assessment process in Volusia County through a consulting contract funded by the four CHNA partners

9. DATA SUMMARY

Primary and Secondary Data: High Level Findings

Once all primary and secondary data was collected, this was then analyzed and categorized into top 8-10 priorities per source of data. These results are listed by source in the tables below.

Top 8-10 Priorities determined from Community Surveys					
1	Addiction	5	Child Abuse/Neglect	9	Heart Disease & Stroke
2	Homelessness	6	Violence	10	High blood pressure
3	Mental Health problems	7	Cancer		
4	Unemployment	8	Adult Obesity		

Top 8-10 Priorities determined from Hospital Emergency Department Data					
1	Urinary tract infection, site not specified	5	Acute pharyngitis, unspecified	9	Viral infection, unspecified
2	Chest pain, unspecified	6	Noninfective gastroenteritis and colitis, unspecified	10	Other chest pain
3	Acute upper respiratory infection, unspecified	7	Low back pain		
4	Headache	8	Bronchitis, not specified as acute or chronic		

Top 8-10 Priorities determined from Hospital Inpatient Admission Data					
1	Sepsis, unspecified organism	5	Chronic obstructive pulmonary disease with (acute) exacerbation	9	Hypertensive heart disease with heart failure
2	Single liveborn infant, delivered vaginally	6	Acute kidney failure, unspecified	10	Urinary tract infection, site not specified
3	Single liveborn infant, delivered by cesarean	7	Non-ST elevation (NSTEMI) myocardial infarction		
4	Hypertensive heart and chronic kidney disease with heart failure and stage 1-4 chronic kidney disease	8	Pneumonia, unspecified organism		

Top 8-10 Priorities determined from Secondary Data provided by Volusia County Collaborative CHNA					
1	Adult Behavioral Health	5	Access to Health Care Services	9	
2	Youth Behavioral Health	6	Healthy Eating and Physical Activity	10	
3	Cardiovascular Diseases	7	Social and Economic Issues		
4	Diabetes	8			

Primary and Secondary Data: Aggregate Community Health Needs

The Volusia County CHNA Leadership Team utilized an action-oriented decision framework to review information and data collected and to guide their dialogue leading to the identification of Priority Health Issues for action during the 2020-2022 implementation cycle. The framework included considerations for data review and analysis, potential implementation strategies for short and long-term action. Prioritization decisions were made through facilitated dialogue and group consensus.

Through group dialogue individual items were aggregated as reflected below prior to completing the Community Asset Inventory:

Adult and Youth Behavioral Health: Mental Health was highlighted in both general, as well as age-specific capacity in both the community surveys, as well as secondary data provided by the Collaborative.

Cardiovascular Disease & Diabetes: Community survey respondents highlighted their concern over heart disease and stroke as well as high blood pressure. Inpatient hospital data demonstrated two of the top eight inpatient admissions were due to heart related issues, as well as secondary data which identified both cardiovascular and diabetes as top issues. Due to the nature of these two conditions, and the nature of interventions, it was decided to combine both into one category for the Community Asset Inventory.

Aggregate Community Health Needs				
	Priority Issue	Ethnic Group	Age Group	Specific Geographic Area
1	Adult & Youth Behavioral Health	all	Adults, youth	All of Volusia County
2	Cardiovascular Disease & Diabetes	All, minority overrepresentation	all	All of Volusia County, high poverty neighborhoods
3	Crime, Domestic Violence & Child Abuse		all	
4	Healthy Eating and Physical Activity	All	all	All of Volusia County, high poverty neighborhoods
5	Access to Health Care Services	All, uninsured	all	All of Volusia County, high poverty neighborhoods
6	Social and Economic Issues	All, working poor and below poverty	all	All of Volusia County, high poverty neighborhoods
7	Women's Health, Prenatal Care and Birth Outcomes	All, minority overrepresentation	all	All of Volusia County, high poverty neighborhoods
8	Aging Related Issues	All	Older adults	All of Volusia County
9	Child & Adolescent Issues	All	Child, adolescent	All of Volusia County
10	Communicable & Infectious Diseases	All	all	All of Volusia County
11	Early Childhood	All	Early childhood	All of Volusia County

10. COMMUNITY ASSET INVENTORY

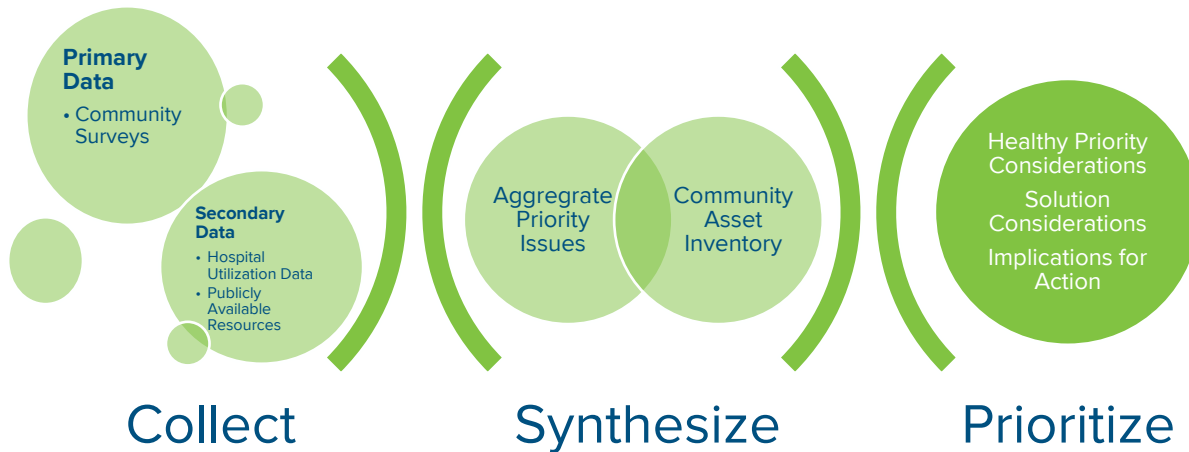
In order to help AdventHealth Daytona Beach’s CHNAC determine the community health priorities where they could make a meaningful difference, the Hospital conducted a Community Asset Inventory related to the 11 identified community health needs. The inventory was designed to help the CHNAC narrow the aggregated top 11 needs to the top five priority issues. Appendix C includes the full Community Asset Inventory.

COMMUNITY ASSET INVENTORY		
Issues	Current Community Programs	Current Hospital Programs
Adult and Youth Behavioral Health	Behavioral Health Consortium Council on Aging Counseling Inpatient and outpatient SAMH (Substance abuse and mental health) programs Psychiatric programs	CREATION Health Lung Cancer screenings Morning Mile Smoking Cessation Classes-Tools to Quit
Cardiovascular Diseases & Diabetes	Laugh Your Heart Out	Laugh Your Heart Out Diabetes Education Classes
Barriers to Accessing Health Care Services	Azalea Health Florida Department of Health-Volusia (Multiple programs) Family Health Source FQHC primary and specialty care Good Samaritan Clinic Jesus Clinic Kidcare Volusia Volunteers in Medicine Clinic West Volusia Health Card	Cancer & Survivorship Support Group Colon Cancer Awareness Community Care Newly Diagnosed Cancer Support Group Men’s Cancer Support Group Ostomy Support Group Quilt Your Way Sleep Apnea/CPAP Group The Art of Healing; Stroke Support Group Weekly Gentle Yoga
Women’s Health, Prenatal Care, and Birth Outcomes	FDOH Volusia-WIC Healthy Start Coalition of Flagler and Volusia Counties-women’s health, case management	Lactation education and tours Newborn education Women’s Cancer Support Group
Healthy Eating & Physical Activity	5-2-1-0 Parks Playgrounds School Health Advisory Committee Trails Volusia Flagler YMCA health programs	Morning Mile CREATION Health Classes

Social & Economic Issues	Department of Children and Families Early Learning Coalition Multiple, family self-sufficiency, financial programs Medicaid SHIP housing programs SNAP Volusia/Flagler Coalition for the Homeless	
Aging-Related Issues	Council on Aging	
Communicable & Infectious Diseases	FDOH-Volusia: HIV Clinic, TB Control, Immunization, Surveillance and Investigation	
Crime, Domestic Violence & Child Abuse	Beacon Center Community Partnership for Children Department of Children and Families Healthy Start Coalition of Flagler and Volusia Counties	
Early Childhood	Early Learning Coalition of Flagler and Volusia Counties Mid Florida Community Services Kidcare	
Child & Adolescent Issues	Department of Juvenile Justice Volusia County Schools	

11. PRIORITY SELECTION PROCESS

The Volusia County CHNA Leadership Team utilized an action-oriented decision framework to review information and data collected and to guide their dialogue leading to the identification of priority health issues for action during the 2020-2022 implementation cycle.



Prioritizing the Data

The framework included considerations for data review and analysis, and potential implementation strategies for short and long-term action. Prioritization decisions were made through facilitated dialogue and group consensus utilizing the below criteria.

PRIORITIZATION CRITERIA	
Health Priority Considerations	
Magnitude	What is the number of people affected by the issue?
Severity	What is the risk of morbidity and mortality associated with the issue?
Impact on Vulnerable Populations	Does the issue particularly impact vulnerable populations?
Trend Direction	Has the trend improved or worsened in the last five years?

Comparison	How does the county status compare to the state?
Relationship to the other issues	Does the issue affect other problems?
Importance of the Issue	How important is the issue to the community?
Solution Considerations	
Efficacious Interventions	Are there successful strategies to address this issue? Is there a positive cost-benefit to addressing the issue? How resource intensive are strategies to address the issue?
Community Readiness	How likely is the community to support strategies to address the issue?
Current Capacity	Does the community have existing resources and capacity to address the issue?
Economic Impact	What is the cost of NOT addressing the issue?
Implications for Action	
Issues with Technical Fixes	Issues that can be addressed by relatively straightforward policy or practice changes supported by a strong evidence base. <i>Examples: vaccinations, trauma informed care approaches</i>
Complex Problems Requiring Complex Solutions	Issues that call for long-term, complex, multi-sector interventions. <i>Examples: mental illness and substance abuse, interpersonal violence</i>
Root Causes	Issues that interact with each other in a vicious cycle, within and across generations and contribute to high-risk environments, unhealthy behaviors, injury, illness, and death. <i>Examples: poverty, crime</i>
System-Level Barriers to Effective Action	Issues that hinder effective action to improve health outcomes and the environment in which health outcomes develop. <i>Example: working ineffectively across sectors, systemic underfunding of interventions targeting social determinants of health</i>

12. PRIORITY ISSUES TO BE ADDRESSED

Adult & Youth Behavioral Health

Alcohol Use

- Heavy/Binge drinking has increased slightly from 2010 to 2016. The percent is highest for white individuals.
- Volusia alcohol-suspected motor vehicle crashes and traffic crash injuries rates have decreased since 2014 but are slightly higher than Florida.
- Alcohol-suspected traffic crash deaths increased between 2015 and 2016 in Volusia and the Volusia rate is higher than Florida.
- The percent of student alcohol use has been decreasing since 2008 but remains slightly higher than Florida.

Smoking and Substance Misuse

- Volusia's rate of Opioid-involved overdose hospitalizations increased from 2015 to 2017 and is higher than Florida's. The rate of death from Opioid overdoses increased in the last year and now exceeds the Florida rate.
- The percent of Volusia adults who smoke is higher than Florida. (the difference is statistically significant)
- The percent of Volusia middle and high school students using marijuana decreased between 2016 and 2018 but remains higher than Florida.
- Reported cigarette use among Volusia middle and high school students has declined, but both rates remain higher than Florida.

Mental Health

- The percent of Volusia adults who had 14 or more poor mental health days in the last month is higher than Florida. (the difference is statistically significant)
- The percent of Volusia adults with a depressive disorder is higher than Florida. (the difference is statistically significant for Hispanic population)
- Volusia's suicide rate is increasing and is higher than Florida's.
- Volusia's age 19-21 rate of hospitalizations for self-inflicted injuries has increased but is lower than Florida's.

Cardiovascular Diseases & Diabetes

Cardiovascular Diseases

- The Years of Potential Life Lost (YPLL) rate for Volusia County increased from 2014 to 2017 and is higher than Florida.
- The Volusia death rate for heart failure is higher than Florida.
- Volusia's hospitalization rate for Congestive Heart Failure is higher than Florida's and the rate for Black individuals is much higher.
- The Volusia hospitalization rate for coronary heart disease is higher than Florida and the rate for Black individuals is higher than the rate for all.
- The Volusia death rate for coronary heart disease is higher than Florida.
- The Volusia hospitalization rate for stroke is higher than Florida and the rate for Black individuals is higher than other groups.
- The Volusia death rate for stroke is higher than Florida and the rate for Black individuals is higher than other groups.

Diabetes

- The death rate from diabetes increased between 2016 and 2017 and is higher in Volusia than in Florida. The rate is highest for Black individuals.

- The rate of preventable hospitalizations for adults under 65 from diabetes is increasing and higher than Florida.

Barriers to Health Care Services

- Volusia rate of health resources per population are lower than Florida in the categories of: physicians, internists, OB/GYN and pediatricians.
- Volusia has a higher percentage of births covered by Medicaid than Florida. Rates for Black and Hispanic individuals are higher.
- The percent of Volusia adults with a personal doctor is lower than Florida.
- Volusia has a lower ratio of primary care physicians, dentists and mental health providers to population than Florida.

Healthy Eating & Physical Activity

- Over 70% of Volusia middle and high school students lack vigorous physical activity and the percent increased from 2014 to 2016. The percent is better than Florida.
- The percent of Volusia adults who are sedentary increased from 2007 to 2016 and is now higher than Florida.
- The percent of Volusia middle and high schoolers who were obese increased significantly from 2014 to 2016.
- The percent of Volusia adults who are obese increased between 2013 and 2016 and the percent is now higher than Florida.
- Injury deaths are increasing and higher than Florida.

Social & Economic Issues

- Volusia's median household income is lower than Florida's.
- Volusia's percent of individuals and individuals below age 18 below poverty are both slightly higher than Florida's.
- The Volusia percent of elementary and middle school students eligible for free/reduced price lunches is higher than Florida. (a proxy measure for low income)
- The Volusia high school graduation rate is lower than Florida.
- The Volusia percent of adults limited by physical, mental or emotional problems is higher than Florida. (difference is statistically significant)
- Volusia's food insecurity rate is higher than Florida's.
- Volusia's per capita income is lower than Florida's.
- Over 30% of Volusia households spend more than 30% of their income on housing and workers in 8 of the top 20 industries in Volusia are estimated to be housing burdened based on average hourly wage.
- The Volusia number of individuals counted during the Point-In-Time count was higher in 2019 than in 2018.
- The Volusia number of homeless students has been increasing since 2016.
- Volusia's percent of single parent households is higher than Florida's.

See Volusia County Community Health Needs Assessment for additional priority issue data, www.flaglercares.org/Volusia_CHNA.pdf

13. PRIORITY ISSUES THAT WILL NOT BE ADDRESSED

A. The Years of Potential Aging-related issues

The data collected for individuals 65 and older did not demonstrate significant negative trends or negative comparison to state data. The only indicator of concern noted was suicide rate for individuals over 65 which will be addressed through the prioritization of adult behavioral health. There are numerous initiatives in place to provide services to this target population.

B. Child & Adolescent Issues

The most significant childhood issues are addressed through other priority issues (behavioral health, access to services, healthy eating and physical activity)

C. Communicable & Infectious Diseases

The data collected did not demonstrated significant negative trends or comparison data. Many issues noted in the indicators of concern will be address through the prioritization of Access to Health Care Services.

D. Crime, Domestic Violence & Child Abuse

The data collected did not demonstrate significant negative trends or negative comparison to state data. Many issues noted in the indicators of concern will be address through the prioritization of Social and Economic Issues.

E. Early Childhood

There are significant efforts already in place to address this target population.

F. Women's Health, Prenatal Care & Birth Outcomes

There are significant efforts already in place to address this target population. Many of the indicators of concern will be addressed through the prioritization of Access to Health Care Services.

14. NEXT STEPS

The CHNAC will work with AdventHealth Daytona Beach and other community partners to develop a measurable Community Health Plan for 2020-2022 to address the priority issues. For each priority, specific goals will be developed including measurable outcomes, intervention strategies and the resources necessary for successful implementation.

Evidence based strategies will be reviewed to determine the most impactful and effective interventions. For each goal, a review of policies that can support or deter progress will be completed with consideration of opportunities to make an impact. The plan will be reviewed quarterly with an annual assessment of progress. A presentation of progress on the plan will also be presented to the Hospital board annually.

A link to the Community Health Plan will be posted on AdventHealth.com prior to May 15, 2020.

15. WRITTEN COMMENTS REGARDING 2016 NEEDS ASSESSMENT

We posted a link to the most recently conducted 2016 CHNA and most recently adopted 2017-2019 implementation strategy on our hospital website as well as AdventHealth.com prior to May 15, 2017 and have not received any written comments.

16. REVIEW OF STRATEGIES UNDERTAKEN IN THE 2017 COMMUNITY HEALTH PLAN

AdventHealth Daytona Beach conducts an annual evaluation of the progress made from the implementation strategies from the Community Health Plan. The evaluation is reported to the IRS in Form 990. The following is a summary of progress made on our most recently adopted plan.

Priority 1: Adult Behavioral Health

2016 Description of the Issue: Injuries and deaths from alcohol-suspected motor vehicle crashes were higher than the Florida rates. Death rates from chronic liver disease and cirrhosis have increased for all Volusia residents (15.4 per 100,000 in 2012-2014). The percentage of Volusia residents who self-reported being current smokers was 10.7% higher than the Florida percentage. The highest percentage of smokers were adults with less than a high school education and the lowest was adults aged 65 and older.

2019 Update: AdventHealth Daytona Beach implemented two strategies focused on Adult Behavioral Health: Smoking Cessation Classes and Low Dose CT screenings for Lung Cancer. Since 2017, 147 adults completed smoking cessation education classes and 398 individuals were screened through the Low Dose CT program.

Priority 2: Youth Behavioral Health

2016 Description of the Issue: In 2012-2014 the Volusia suicide rate was 8.5 per 100,000—higher than the state rate of 4.9. Despite a decline in high school students using alcohol in the last 30 days, Volusia's rate has been consistently higher than the state rate with 29.6% of high schoolers reporting alcohol use. Volusia County rates for smoking and marijuana use are also consistently higher than the state rate.

2019 Update: AdventHealth Daytona Beach implemented one prevention-oriented strategy focused on school-aged youth in partnership with the American Diabetes Association. Morning Mile, a program designed to encourage physical activity among youth, was initiated during the 2017-2018 school year. Increased physical activity is a proven strategy to improve both physical and mental health and 743 students participated in the program to date.

Priority 3 & 4: Cardiovascular Diseases/Diabetes & Healthy Eating & Physical Activity

2016 Description of the Issue: In 2013, the percentage of Volusia adults self-reporting that they had ever been told they had high blood cholesterol was higher than the Florida percentage. The Volusia rate for hospitalizations from strokes (274.0 per 100,000) decreased slightly over the last five years reported but rates for Blacks remained high. The age-adjusted diabetes death rate for Volusia County (27.4 per 100,000) increased over the reported year and was consistently higher than the Florida rate.

2019 Update: AdventHealth Daytona Beach implemented several distinct strategies focused on these priorities. CREATION Health, an eight-week, faith-based wellness plan with lifestyle seminars and training based on 8 principles: choice, rest, environment, activity, trust, interpersonal relations, outlook and nutrition, was provided to 257 individuals since 2017. Educational seminars were provided to 1,455 individuals and outreach events reached over 31,000. Free health screenings were provided to 489 individuals since 2017. Community Care, a community-based care coordination program for high risk patients with a history of preventable ED visits and inpatient admissions, served 198 individuals.

Priority 5: Access to Health Care Services

2016 Description of the Issue: According to the Volusia/Flagler Community Health Survey, the top three barriers to getting health care were: Lack of evening and/or weekend services (22.6%); Can't pay for doctor/hospital visits (21.8%); and Long waits for appointments (21.3%). In 2013, only 79.8% of Volusia adults had some type of health care coverage and only 74.8% reported having a personal doctor.

2019 Update: To address access to health care services, AdventHealth Daytona Beach implemented several strategies focused on individual's residing in the Hospital's at-risk ZIP codes. The Hospital provided financial support to the Jesus Clinic in Daytona Beach to increase access to health services for uninsured individuals. The Hospital also provided free meeting space to support groups and partnered with United Way of Volusia and Flagler Counties to increase access to health resource information through promotion of the 2-1-1 call center/website resource.

APPENDIX A: PRIMARY DATA SURVEY & PRIMARY DATA RESULTS

County Health Survey 2019

Methodology

The 2019 County Health Survey in Volusia and Flagler Counties relied primarily on an Internet-based survey (which was collected using SurveyMonkey) to reach as many respondents as possible within the limits of the project budget. The online survey was available in English and Spanish via www.countyhealthsurvey.com. Paper surveys, also available in Spanish and English, were utilized to reach individuals without convenient access to the Internet and were manually entered. The survey was open from January to March 2019. There were 3,692 completed surveys: 2,722 Internet surveys and 970 paper surveys.

The online and paper surveys were promoted and distributed through email communication, community meetings, postings on various websites, social media posts and promotional items and paper surveys made available at partners' places of business.

The 31-question survey included questions regarding perceived quality of life and health of the community, health concerns, barriers to health care, use of health care, health care needs and demographic information.

Survey respondents were asked "where is your permanent residence?" and of the 3,668 completed surveys:

- 2,608 reported they lived in Volusia County (70.5%)
- 966 reported they lived in Flagler County (26.3%)
- 102 reported they lived in another Florida County (2.8%)
- 7 reported they lived outside of Florida and 9 provided no response to the question (0.4%)

Only the 2,608 Volusia respondents are included in this presentation of survey results.

Limitations

Convenience Sampling: A convenience sampling methodology was used for the 2019 County Health Survey. The convenience sampling process is a non-probability sampling technique that relies on the collection of data from populations within easy reach of the researcher. In this case, community agencies were asked to promote the survey with their customers, staff and other stakeholders. This method was selected for ease and budget restrictions. Convenience sampling is much different from a random sampling methodology where the survey population is randomly sampled to gain responses from every population subset.

Limitations and Cautions with Convenience Sampling: Convenience sampling can lead to the under-representation or over-representation of particular groups within the sample. This was the case with the 2019 County Health Survey for several subsets of the Volusia County population including males and individuals ages 18-24 who were underrepresented. It is important to understand that convenience samples do not produce representative results because of the inherent biases. The results presented here cannot be considered representative of the entire population.

WE WANT TO HEAR FROM YOU!
Take a short survey regarding HEALTH
in Flagler & Volusia Counties



Hover your smart phone camera over
the symbol to the right or visit:
countyhealthsurvey.com



Limitations of Internet Surveys: Although paper surveys were made available, the survey process relied primarily on the Internet survey. Internet surveys tend to underrepresent lower-income, less educated and minority households.

County Health Survey Respondent Demographics

Age	Volusia	
	Number	Percent
Less than 18	18	0.7
18-24	169	6.5
25-34	425	16.3
35-44	385	14.8
45-54	457	17.5
55-64	596	22.9
65+	386	14.8
No response	172	6.6
Total	2,608	100

Race Identification <i>Race: Which group do you most identify with? (Check ONE selection)</i>	Volusia	
	Number	Percent
Asia	31	1.2
Black/African American	307	11.8
Hawaiian Native/ Pacific Islander	2	0.1
Mixed Race	100	3.8
Native American/ Alaskan Native	8	0.3
Other Race	142	5.4
White/Caucasian	1,800	69.0
No response	218	8.4
Total	2,608	100

Ethnic Identification <i>Ethnicity: Which group do you most identify with? (Check ONE selection)</i>	Volusia	
	Number	Percent
Hispanic/Latino	319	12.2
Not Hispanic/Latino	1,971	75.6
No response	318	12.2
Total	2,608	100

Gender	Volusia	
	Number	Percent
Female	1,963	75.3
Male	451	17.3
No response	194	7.4
Total	2,608	100

Marital Status	Volusia	
	Number	Percent
Single	722	27.7
Married	1,284	49.2
Divorced	303	11.6
Widowed	117	4.5
No response	182	7.0
Total	2,608	100

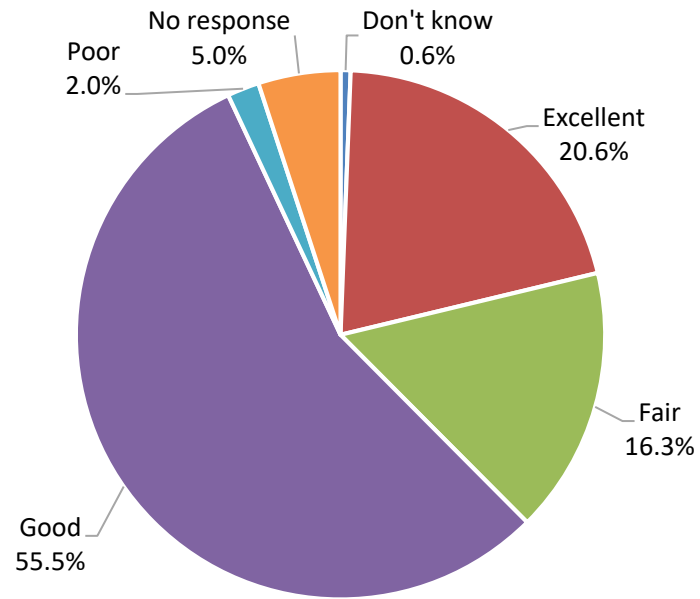
Education <i>Education: Please check the highest level completed: (Check ONE selection)</i>	Volusia	
	Number	Percent
Elementary/Middle School	72	2.8
High School Diploma or GED	320	12.3
Technical/Community College	352	13.5
4-year College/Bachelor's degree	596	22.9
Graduate/Advanced degree	518	19.9
Some college	561	21.5
No response	189	7.2
Total	2,608	100

Employment Status	Volusia	
	Number	Percent
Employed full-time	1,402	53.8
Employed part-time	209	8.0
Unemployed	161	6.2
Self-employed	93	3.6
Not seeking work	15	0.6
Retired	319	12.2
Homemaker	89	3.4
Student	40	1.5
Other	98	3.8
No response	182	7.0
Total	2,608	100

Annual Household Income	Volusia	
	Number	Percent
Less than \$10,000	215	8.2
\$10,000 to \$19,999	222	8.5
\$20,000 to \$29,999	305	11.7
\$30,000 to \$49,999	467	17.9
\$50,000 to \$74,999	488	18.7
\$75,000 to \$99,999	280	10.7
\$100,000 or more	372	14.3
No response	259	9.9
Total	2,608	100

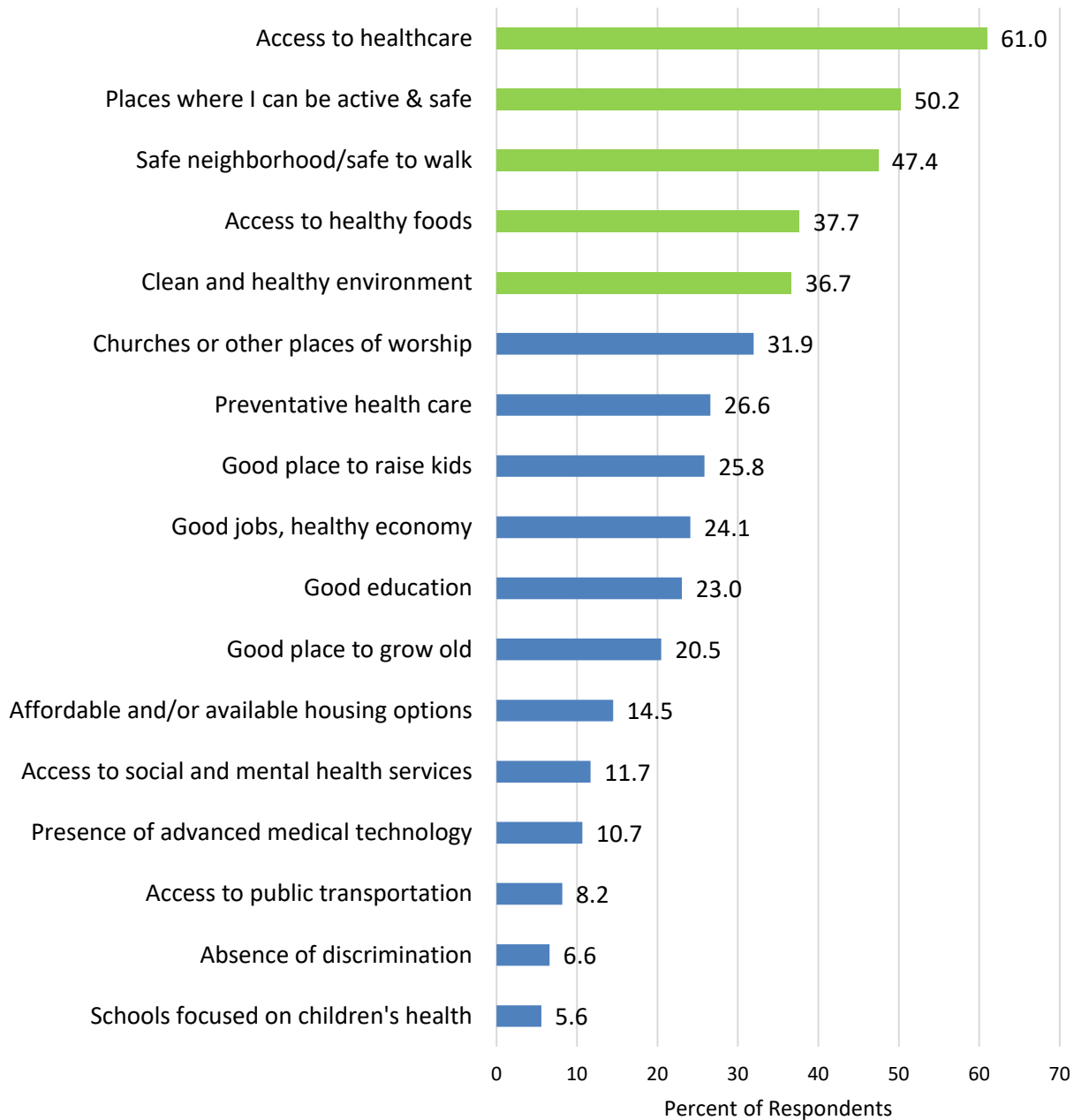
Overall Health

Survey Question: How do you rate your overall health?



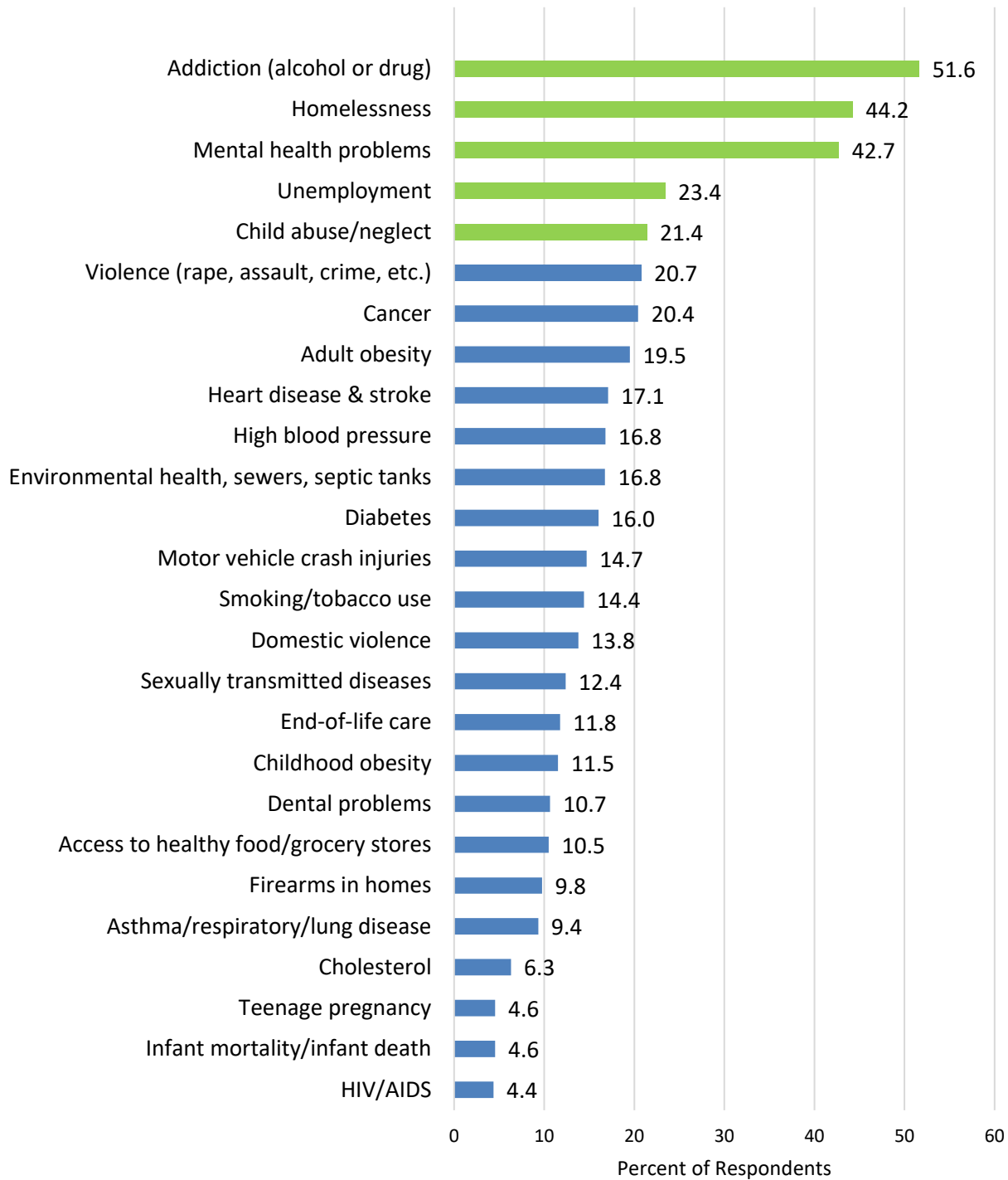
Things that Allow YOU to be Healthy Where You Live

Survey Question: Check up to 5 things that allow YOU to be healthy where you live.



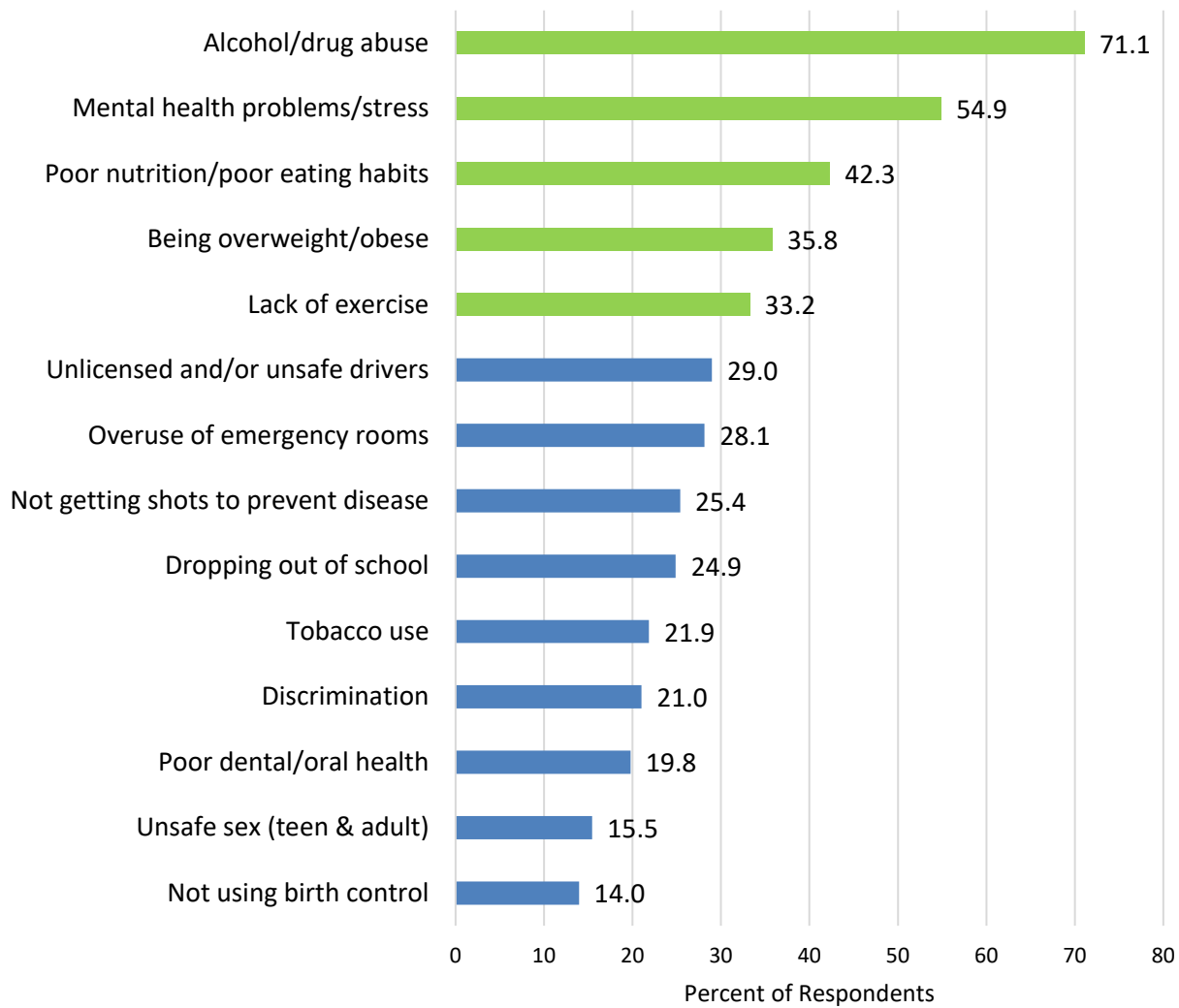
Health Issues YOU are Most Concerned About

Survey Question: Check up to 5 health issues YOU are most concerned about in your county.



Unhealthy Behaviors YOU are Most Concerned About

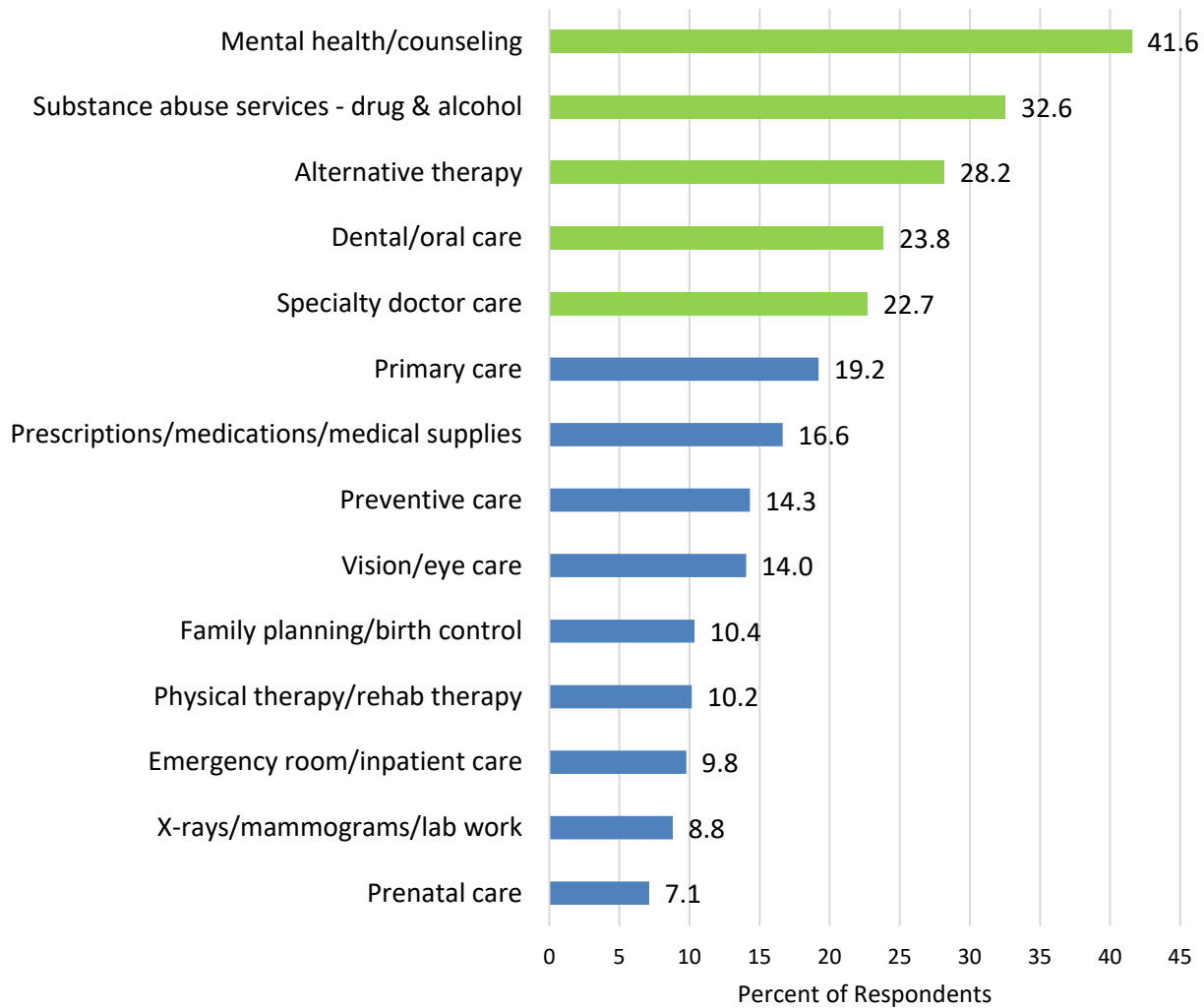
Survey Question: Check up to 5 unhealthy behaviors YOU are most concerned about in your county.



Health Services that Are Difficult to Obtain

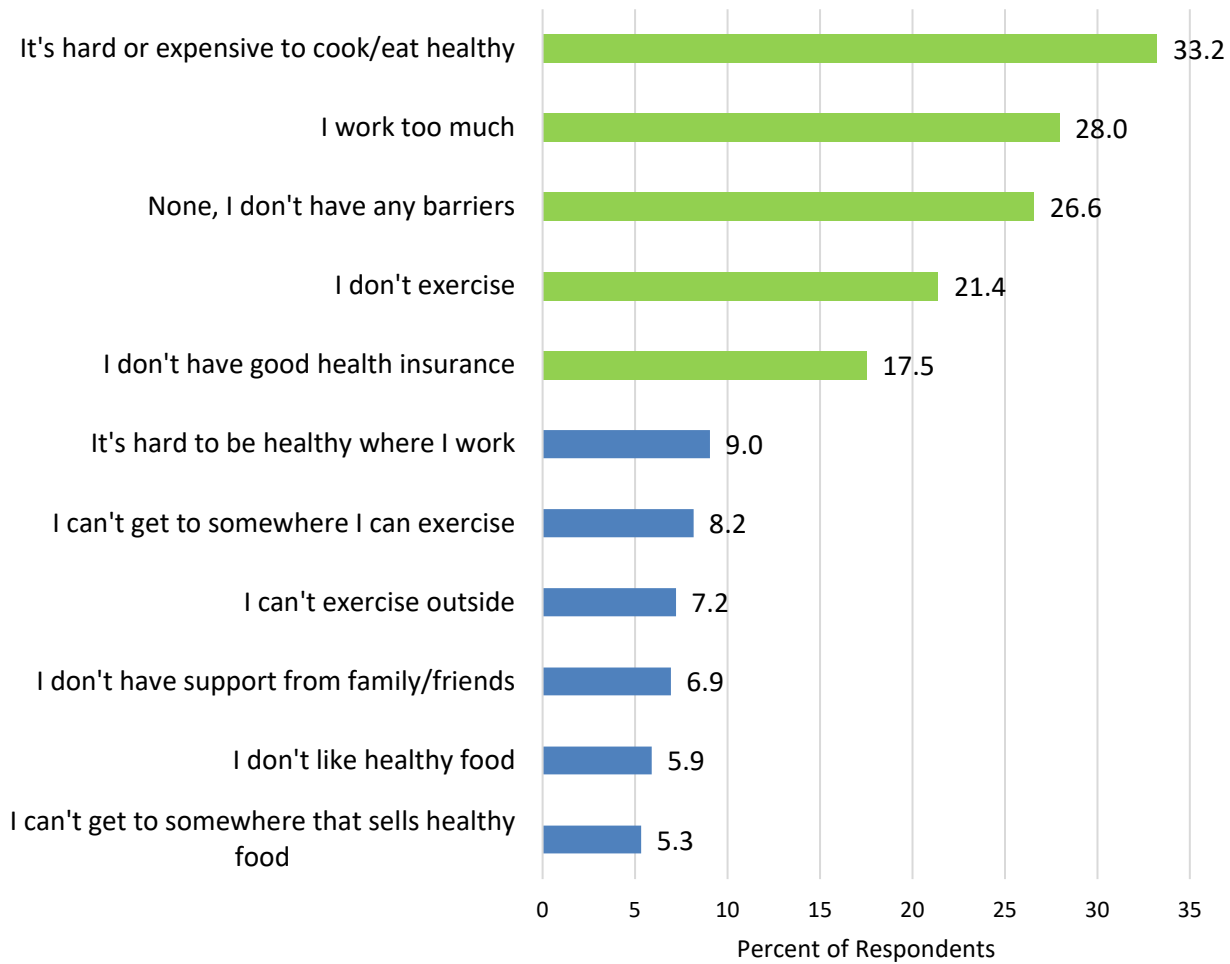
Survey Question: What health care services are difficult to obtain in your community?

(Check ALL that apply)



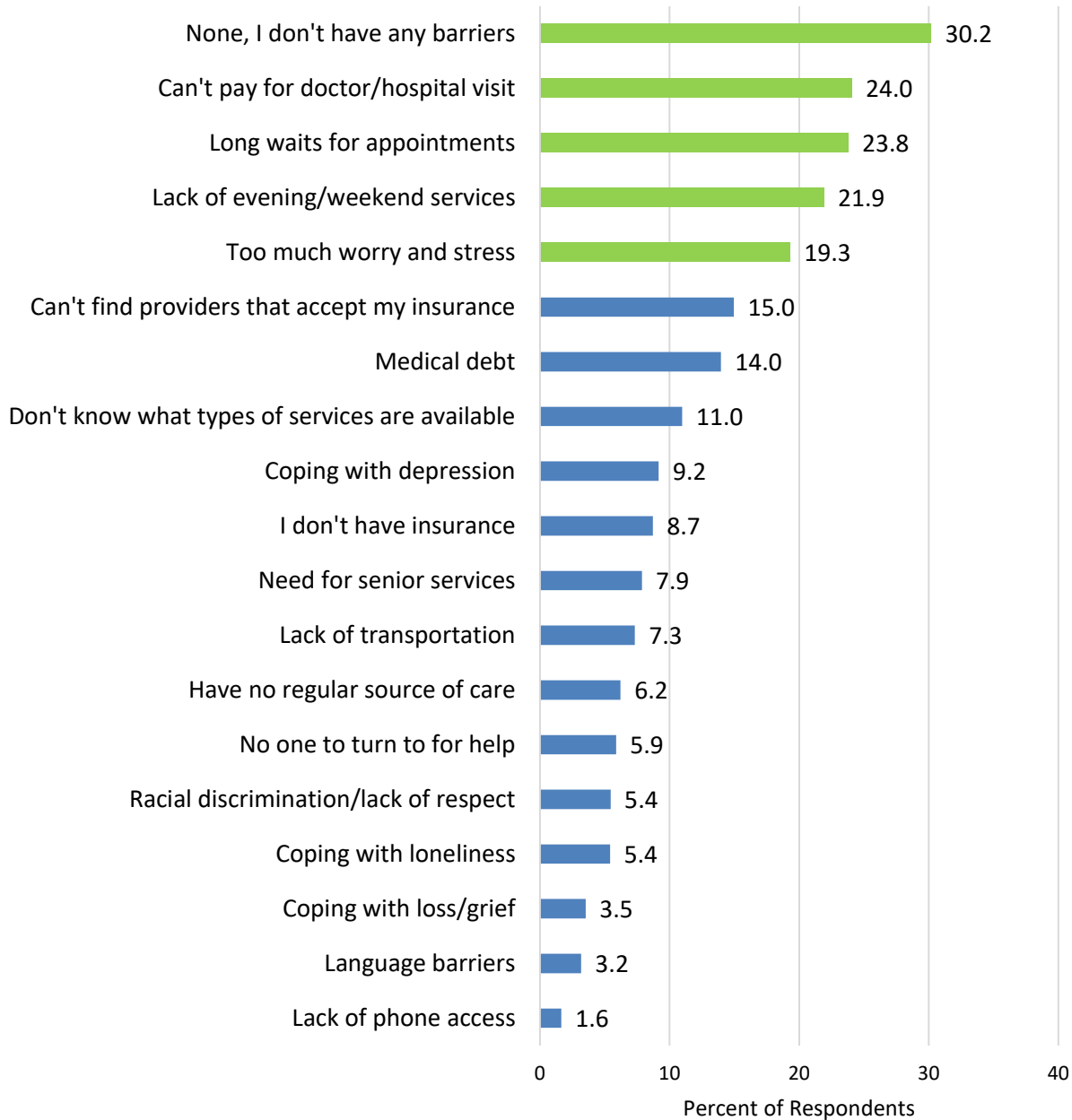
Barriers for YOU to Get or Stay Healthy

Survey Question: What do you feel are barriers for YOU getting or staying healthy in your county? (Check ALL that apply):



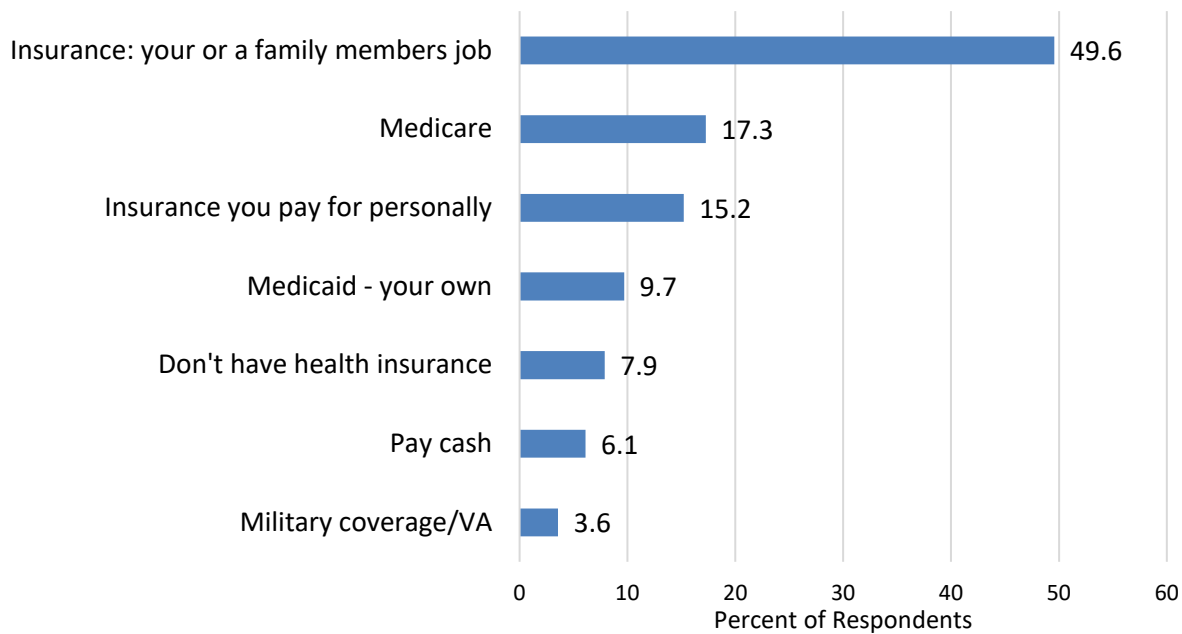
Barriers for YOU to get Health Care

Survey Question: What do you feel are barriers for YOU getting health care in your county?
(Check ALL that apply)



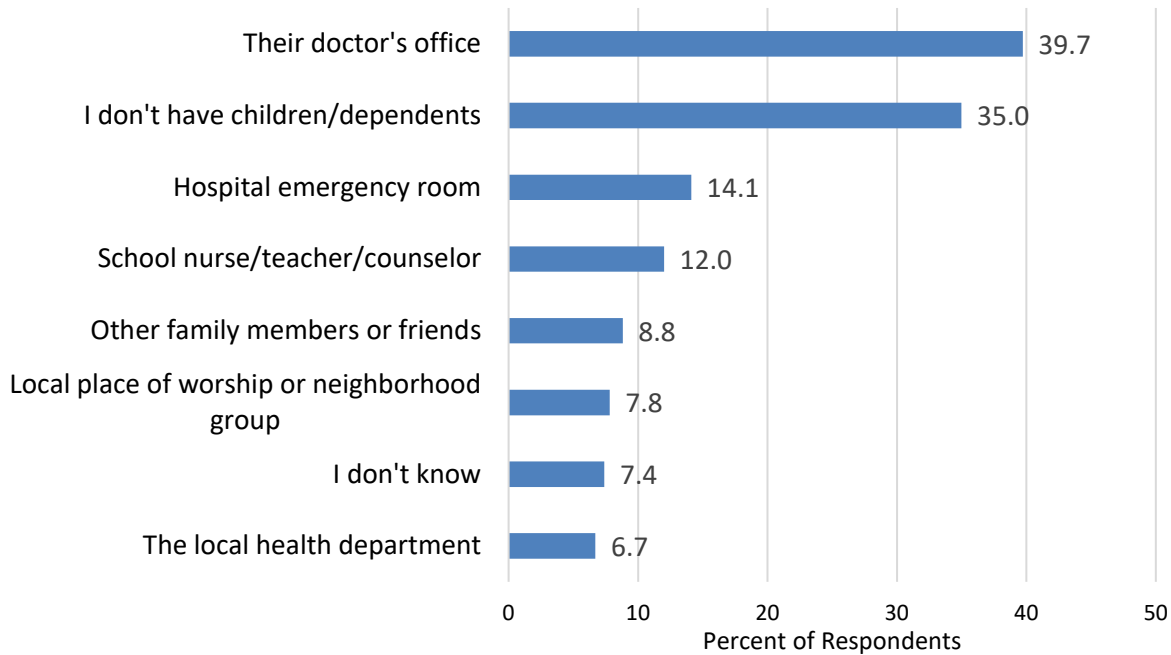
Health Coverage

Survey Question: How is your health care covered? (Check ALL that apply)



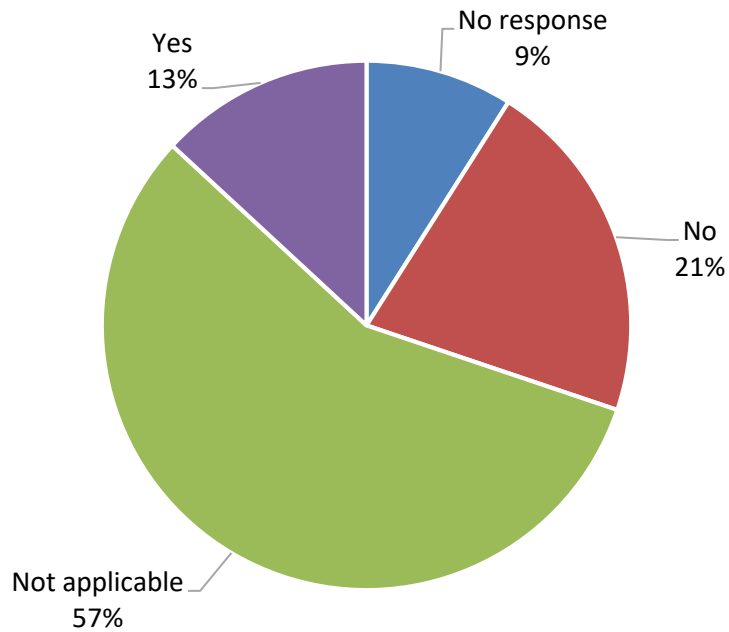
Where You Would Go if You Were Concerned about Your Child

Survey Question: Where would you go if you were worried about your child's mental, physical or social health? (Check ALL that apply)



Child Care

Survey Question: Do problems getting child care make it difficult for you to work or study?

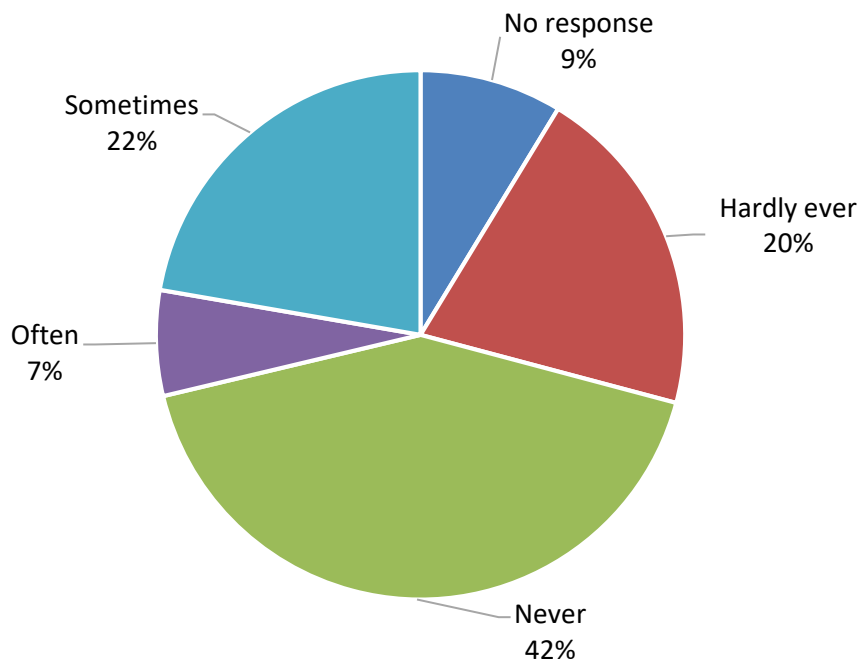


Survey Questions	Yes	No	Don't Know/ Not Sure	No response
Safety: Are you afraid you might be hurt in your apartment building or house?	5.4%	78.5%	9.8%	6.4%
Safety: Do you have a safe place or is there someplace where you feel safe?	86.3%	4.0%	2.7%	7.0%
Stable Housing: Are you worried or concerned that in the next 2 months you may not have stable housing that you own, rent, or stay in as part of a household?	8.8%	78.6%	5.8%	6.9%

Survey Question: Within the last 12 months:	Yes	No	Don't Know/ Not Sure	No response
Utilities: Has the utility company shut off your services for not paying your bills?	6.3%	86.1%	0.9%	6.7%
Food Insecurity: Did you ever eat less because there wasn't enough money for food?	19.1%	73.2%	0.7%	7.0%
Food Insecurity: Did you worry if your food would run out before you got money to buy more?	21.5%	68.2%	1.4%	8.9%
Healthcare Costs: Was there a time you needed to see a doctor but could not because of cost?	30.1%	59.7%	1.1%	9.2%
Transportation: Ever had to go without health care because you didn't have a way to get there?	8.7%	81.0%	1.4%	9.0%

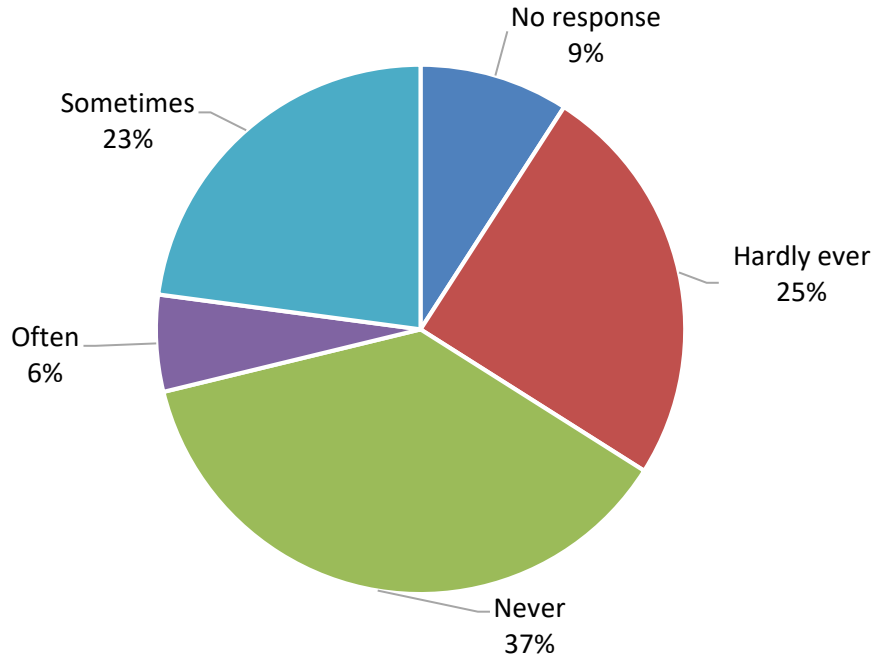
Social Isolation

Survey Question: How often do you feel that you lack companionship?



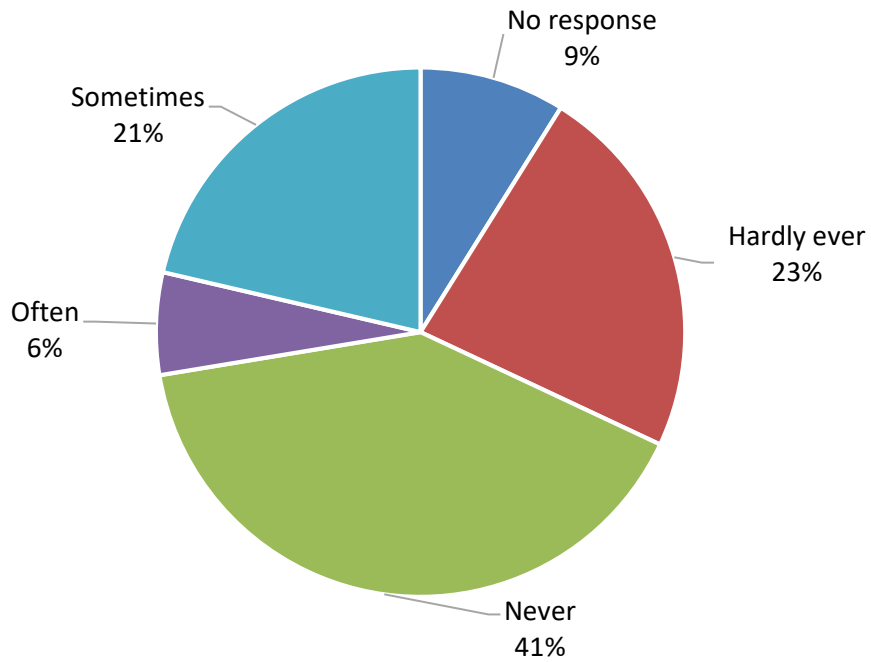
Social Isolation

Survey Question: How often do you feel left out?



Social Isolation

Survey Question: How often do you feel isolated from others?



Creating a Healthier Flagler & Volusia: 2019 Community Survey

We need your assistance to better understand the health of Volusia & Flagler counties. You can help by completing this health survey. The survey results will be used to compile the community health needs assessment. Thank you!

1. Where do you live? Flagler Volusia Another Florida County Outside of Florida 2. Zip code: _____

3. How do you rate your overall health? (Check **ONE**) Excellent Good Fair Poor Don't know

4. Check up to 5 things that allow YOU to be healthy where you live:

- | | | |
|--|---|--|
| <input type="checkbox"/> Churches or other places of worship | <input type="checkbox"/> Good place to raise kids | <input type="checkbox"/> Absence of discrimination |
| <input type="checkbox"/> Access to health care | <input type="checkbox"/> Good jobs, healthy economy | <input type="checkbox"/> Presence of advanced medical technology |
| <input type="checkbox"/> Places where I can be active & safe | <input type="checkbox"/> Good education | <input type="checkbox"/> Good place to grow old |
| <input type="checkbox"/> Access to public transportation | <input type="checkbox"/> Safe neighborhood/safe to walk | <input type="checkbox"/> Schools focused on children's health |
| <input type="checkbox"/> Affordable and/or available housing options | <input type="checkbox"/> Preventative health care | <input type="checkbox"/> Access to healthy foods |
| <input type="checkbox"/> Access to social and mental health services | <input type="checkbox"/> Clean and healthy environment | <input type="checkbox"/> Other _____ |

5. Check up to 5 health issues YOU are most concerned about in your county:

- | | | |
|---|---|--|
| <input type="checkbox"/> Asthma/respiratory/lung disease | <input type="checkbox"/> Addiction – alcohol or drug | <input type="checkbox"/> Child abuse/neglect |
| <input type="checkbox"/> End of life care | <input type="checkbox"/> Mental health problems | <input type="checkbox"/> Teenage pregnancy |
| <input type="checkbox"/> Environmental health, sewers, septic tanks | <input type="checkbox"/> Cancer | <input type="checkbox"/> HIV/AIDS |
| <input type="checkbox"/> Heart disease & stroke | <input type="checkbox"/> Diabetes | <input type="checkbox"/> Domestic violence |
| <input type="checkbox"/> Infant mortality/infant death | <input type="checkbox"/> Motor vehicle crash injuries | <input type="checkbox"/> Adult obesity |
| <input type="checkbox"/> Sexually transmitted diseases | <input type="checkbox"/> Firearms in homes | <input type="checkbox"/> Childhood obesity |
| <input type="checkbox"/> High blood pressure | <input type="checkbox"/> Dental problems | <input type="checkbox"/> Violence (rape, assault, crime, etc) |
| <input type="checkbox"/> Unemployment | <input type="checkbox"/> Smoking/tobacco use | <input type="checkbox"/> Access to healthy food/grocery stores |
| <input type="checkbox"/> Cholesterol | <input type="checkbox"/> Homelessness | <input type="checkbox"/> Other _____ |

6. Check up to 5 unhealthy behaviors YOU are most concerned about in your county:

- | | | |
|--|---|---|
| <input type="checkbox"/> Alcohol/drug abuse | <input type="checkbox"/> Lack of exercise | <input type="checkbox"/> Tobacco use |
| <input type="checkbox"/> Poor nutrition/poor eating habits | <input type="checkbox"/> Not getting "shots" to prevent disease | <input type="checkbox"/> Unlicensed and/or unsafe drivers |
| <input type="checkbox"/> Dropping out of school | <input type="checkbox"/> Not using birth control | <input type="checkbox"/> Unsafe sex (teen & adult) |
| <input type="checkbox"/> Mental health problems/stress | <input type="checkbox"/> Discrimination | <input type="checkbox"/> Being overweight/obese |
| <input type="checkbox"/> Poor dental/oral health | <input type="checkbox"/> Overuse of emergency rooms | <input type="checkbox"/> Other _____ |

7. What health care services are difficult to obtain in your community? (Check **ALL that apply):**

- | | | |
|--|--|---|
| <input type="checkbox"/> Alternative therapy | <input type="checkbox"/> Prescriptions/medications/medical supplies | <input type="checkbox"/> Prenatal care |
| <input type="checkbox"/> Dental/oral care | <input type="checkbox"/> Preventive care (i.e. annual check ups) | <input type="checkbox"/> Mental health/counseling |
| <input type="checkbox"/> Emergency room/inpatient care | <input type="checkbox"/> Primary care (i.e. family doctor or walk-in clinic) | <input type="checkbox"/> Physical therapy/rehab therapy |
| <input type="checkbox"/> Family planning/birth control | <input type="checkbox"/> Specialty doctor care (i.e. heart doctor) | <input type="checkbox"/> Vision/eye care |
| <input type="checkbox"/> X-rays/mammograms/lab work | <input type="checkbox"/> Substance abuse services - drug & alcohol | <input type="checkbox"/> Other _____ |

8. What do you feel are barriers for YOU getting or staying healthy in your county? (Check **ALL that apply):**

- | | | |
|---|--|---|
| <input type="checkbox"/> I work too much | <input type="checkbox"/> I don't have good health insurance | <input type="checkbox"/> I can't get to somewhere that sells healthy food |
| <input type="checkbox"/> It's hard to be healthy where I work | <input type="checkbox"/> I can't get to somewhere I can exercise | <input type="checkbox"/> I can't exercise outside |
| <input type="checkbox"/> I don't have support from family/friends | <input type="checkbox"/> I don't exercise | <input type="checkbox"/> It's hard or expensive to cook/eat healthy |
| <input type="checkbox"/> I don't like healthy food | <input type="checkbox"/> None, I don't have any barriers | <input type="checkbox"/> Other _____ |

9. What do you feel are barriers for YOU getting health care in your county? (Check **ALL that apply):**

- | | | |
|--|--|--|
| <input type="checkbox"/> Lack of transportation | <input type="checkbox"/> Have no regular source of care | <input type="checkbox"/> Racial discrimination/lack of respect |
| <input type="checkbox"/> Can't pay for doctor/hospital visits | <input type="checkbox"/> Lack of evening and/or weekend services | <input type="checkbox"/> Medical debt |
| <input type="checkbox"/> Can't find providers that accept my insurance | <input type="checkbox"/> Long waits for appointments | <input type="checkbox"/> Lack of phone access |
| <input type="checkbox"/> Don't know what types of services are available | <input type="checkbox"/> No one to turn to for help | <input type="checkbox"/> I don't have insurance |
| <input type="checkbox"/> Too much worry and stress | <input type="checkbox"/> Lack of daily needs for survival | <input type="checkbox"/> Coping with loss/grief |
| <input type="checkbox"/> Language barriers | <input type="checkbox"/> Coping with loneliness | <input type="checkbox"/> None, I don't have any barriers |
| <input type="checkbox"/> Need for senior services | <input type="checkbox"/> Coping with depression | <input type="checkbox"/> Other _____ |

Please continue to page 2.

Creating a Healthier Flagler & Volusia: 2019 Community Survey

10. How is your health care covered? (Check ALL that apply):

- Insurance: your or a family member's job
 Medicare
 Medicaid – your own
 Don't have health insurance
 Insurance you pay for personally
 Military coverage/VA
 Pay cash
 Other _____

11. Where would you go if you were worried about your child's mental, physical or social health? (Check ALL that apply):

- I don't have children/dependents
 The local health department
 School nurse/teacher/counselor
 Their doctor's office
 Hospital emergency room
 I don't know
 Other family members or friends
 Local place of worship or neighborhood group
 Other _____

12. Do problems getting child care make it difficult for you to work or study?
 Yes No Not applicable
 13. Are you afraid you might be hurt in your apartment building or house?
 Yes No Don't know/not sure
 14. Are you worried or concerned that in the next 2 months you may not have stable housing that you own, rent, or stay in as part of a household?
 Yes No Don't know/not sure
 15. Do you have a safe place or is there someplace where you feel safe?
 Yes No Don't know/not sure

Within the last 12 months:

16. Has the utility company shut off your services for not paying your bills?
 Yes No Don't know/not sure
 17. Did you ever eat less because there wasn't enough money for food?
 Yes No Don't know/not sure
 18. Did you worry if your food would run out before you got money to buy more?
 Yes No Don't know/not sure
 19. Was there a time you needed to see a doctor but could not because of cost?
 Yes No Don't know/not sure
 20. Ever had to go without health care because you didn't have a way to get there?
 Yes No Don't know/not sure

21. How often do you feel that you lack companionship?
 Never Hardly ever Sometimes Often
 22. How often do you feel left out?
 Never Hardly ever Sometimes Often
 23. How often do you feel isolated from others?
 Never Hardly ever Sometimes Often

Demographics:

24. Age:
 less than 18
 18-24
 25-34
 35-44
 45-54
 55-64
 65+

25. Marital Status:
 Single
 Married
 Divorced
 Widowed

26. Gender:
 Female
 Male

27. Race: With which group do you most identify? (Check ONE selection)

- Black/African American
 Mixed Race
 Asian
 Hawaiian Native/Pacific Islander
 White/Caucasian
 Native American/Alaskan Native
 Other _____

28. With which ethnic group do you most identify? (Check ONE selection)
 Not Hispanic/Latino
 Hispanic/Latino

29. Education: Please check the highest level completed: (Check ONE selection)

- Elementary/Middle School
 Some College
 4-year College/Bachelor's Degree
 High School Diploma or GED
 Technical/Community College
 Graduate/Advanced Degree

30. Employment Status: (Check ONE selection):

- Employed full-time
 Self-employed
 Not seeking work
 Home maker
 Student
 Employed part-time
 Unemployed
 Retired
 Other _____

31. Annual Household Income: (Check ONE selection)

- Less than \$10,000
 \$20,000 to \$29,999
 \$50,000 to \$74,999
 \$100,000 or more
 \$10,000 to \$19,999
 \$30,000 to \$49,999
 \$75,000 to \$99,999

Thank you for taking the time to complete this survey! If you have any questions or would like to participate in the community health needs assessment process, email Laureen Husband at Laureen.Husband@flhealth.gov. Mail completed surveys to Community Health Survey, Department of Health-Volusia, 1845 Holsonback Drive, Bin #126, Daytona Beach, FL 32117.

Focus Group Summary

Volusia County conducted 16 focus groups across the county from March to April 2019. The goal was to conduct focus groups in seven populations – youth, college students, older adults, impoverished communities/neighborhoods, Spanish speakers, maternal and child health groups and professional groups. The focus groups were one to two hours in length, digitally recorded and transcribed verbatim. Focus group participants discussed concerns about health, community and access to healthcare and other resources that promote optimal health. A summary of the focus groups is below:

A **focus group** is a confidential gathering of deliberately selected people assembled to participate in a guided discussion about a particular topic in a non-threatening environment.

Affordable Housing – Participants, from students to the elderly, discussed their inability to afford or obtain housing in the county. Poverty and availability of housing were mentioned to be a problem. One participant said they do not qualify for food stamps but cannot make it and their check doesn't cover a place to live. Housing was a major point of concern for Bethune-Cookman University students. They could not afford to live off campus nor could they afford the higher cost of living on campus.

Healthcare and Social Services – Participants cited a lack of knowledge concerning resources, difficulty accessing mental health services, high cost for care and lack of insurance as barriers to health care and social services. The burden of expensive medication was a primary concern for the 55 and over population. Bethune-Cookman University students identified the lack of health services on campus as a concern.

Mental Health Services – Participants stated they had difficulty obtaining mental health services for adults and children. The groups felt that trauma must be identified and addressed earlier to prevent mental health issues later in life.

Homelessness – Many participants who experienced housing challenges also reported homelessness to be a major burden. They expressed the need to expand resources to the homeless population as well.

Sense of Community – Participants explicitly described “no sense of community” where they lived. Lack of community trust and safety and inability to depend on neighbors were specified as contributing factors. Bethune-Cookman University students expressed a sense of disconnect from the Daytona Beach community. The crime and violence surrounding them fosters their disengagement.

Diminishing Responsibility to Youth – Participants expressed a need for more youth programs, community centers, male role models and a better criminal justice system. They also mentioned that families needed places to gather, exercise and play.

Community Improvements – Participants identified the need for alternate routes in the Pierson area, more employment opportunities, improved street lighting, more community resources and crime interventions.

Social Media – Students expressed their concerns about the negative impact of social media among school aged children. Some teens use social media (texting, blogs, social networking, etc.) to harass, threaten, or embarrass a peer. Some compare themselves to unrealistic body images. Some students are addicted to electronics.

Substance Abuse – University Students reported many of their peers are experimenting with drugs on and off campus while unaware of the dangers. Parents are not always aware of the experimentation.

School Readiness – University Students expressed not feeling prepared for college, stressed to pass the test and not being taught life skills.

School Safety – University Students expressed their concerns about feeling safe on campus. School administration does not listen to them and the mock drills are scary.

Criminal History – Participants who had felonies on their record faced a particularly hard time securing gainful employment and housing.

Focus Group Questions

- A. What makes you most proud of our community?
- B. What is the most important issue impacting you and other people you know? Why? In other words, what keeps you up at night?
- C. What would success or improvement look like for you and other people in your age group? Why?
- D. If you had unlimited resources and power and were granted 3 wishes for Yourself what would they be?
- E. If you had unlimited resources and power and were granted 3 wishes for your Community what would they be?
- F. What do you believe are 2 to 3 most important characteristics of a community?
- G. What are the most significant concerns in the community that may impact the way you live, learn, work and play?
- H. What are the main reasons why these concerns are present?
- I. What **assets/resources** does your community or neighborhood have that can be used to improve where you live, learn, work and play?
- J. Is your community or neighborhood a good one to raise children and grow old in? Is there a difference between the two? If so, what's the difference?
- K. **Prompts: What makes it good or bad? What can make it better?**
- L. What do you believe are the top 5 issues that must be addressed to improve the quality of life in your community or neighborhood?

APPENDIX B: SECONDARY DATA REPORT

The Volusia County Community Health Needs Assessment document can be found at www.flaglercares.org/Volusia_CHNA.pdf

Additional Secondary data collected and analyzed is noted below.

AdventHealth Daytona Beach Needs Assessment Report - Quick Facts

Location

AdventHealth Daytona Beach Service Areas

Demographics

Data Indicator	Indicator Variable	Location Summary	State Average
Population Age 65+	Total Population	302,901	20,278,447
	Population Age 65+	77,671	3,926,889
	Percent Population Age 65+	25.64%	19.36%
Population Age 0-18	Total Population	302,901	20,278,447
	Population Age 0-17	48,537	4,111,582
	Percent Population Age 0-17	16.02%	20.28%
Population Age 18-64	Total Population	302,901	20,278,447
	Population Age 18-64	176,694	12,239,976
	Percent Population Age 18-64	58.33%	60.36%
Total Population	Total Population	302,901	20,278,447
	Total Land Area (Square Miles)	664	53,634
	Population Density (Per Square Mile)	456.03	378.09
Change in Total Population	Total Population, 2000 Census	266,820	15,982,378
	Total Population, 2010 Census	288,447	18,801,310
	Total Population Change, 2000-2010	21,627	2,818,932
	Percent Population Change, 2000-2010	8.11%	17.64%
Female Population	Total Population	302,901	20,278,447

	Female Population	154,927	10,364,086
	Percent Female Population	51.15%	51.11%
Hispanic Population	Total Population	302,901	20,278,447
	Non-Hispanic Population	282,577	15,263,432
	Percent Population Non-Hispanic	93.29%	75.27%
	Hispanic or Latino Population	20,324	5,015,015
	Percent Population Hispanic or Latino	6.71%	24.73%
Male Population	Total Population	302,901	20,278,447
	Male Population	147,974	9,914,361
	Percent Male Population	48.85%	48.89%

Social & Economic Factors

Data Indicator	Indicator Variable	Location Summary	State Average
Violent Crime	Total Population	292,074	19,536,492
	Violent Crimes	1,242	92,236
	Violent Crime Rate (Per 100,000 Pop.)	425.4	472
Population with No High School Diploma	Total Population Age 25+	228,076	14,396,066
	Population Age 25+ with No High School Diploma	22,613	1,787,348
	Percent Population Age 25+ with No High School Diploma	9.90%	12.42%
Poverty - Population Below 100% FPL	Total Population	295,209	19,858,469
	Population in Poverty	49,439	3,070,972
	Percent Population in Poverty	16.70%	15.46%
Insurance - Uninsured Adults	Total Population Age 18 - 64	174,373	12,071,750
	Population with Medical Insurance	143,499	9,845,200
	Percent Population with Medical Insurance	82.30%	81.56%
	Population Without Medical Insurance	30,874	2,226,550
	Percent Population Without Medical Insurance	17.71%	18.44%
Insurance - Uninsured Children	Total Population Under Age 19	56,771	4,291,510
	Population with Medical Insurance	53,387	4,009,046
	Percent Population with Medical Insurance	94.00%	93.42%

	Population Without Medical Insurance	3,384	282,464
	Percent Population Without Medical Insurance	5.96%	6.58%
Income - Per Capita Income	Total Population	302,901	20,278,447
	Total Income (\$)	\$8,400,607,891.00	\$583,486,218,200.00
	Per Capita Income (\$)	\$27,734.00	\$28,773.00
Unemployment Rate	Labor Force	139,636	10,314,179
	Number Employed	129,785	9,976,217
	Number Unemployed	9,851	337,962
	Unemployment Rate	7.10%	3.30%
Lack of Social or Emotional Support	Total Population Age 18+	234,004	14,682,954
	Estimated Population Without Adequate Social / Emotional Support	52,119	3,127,469
	Crude Percentage	22.30%	21.30%
	Age-Adjusted Percentage	21.60%	21.20%
Teen Births	Female Population Age 15 - 19	8,618	597,095
	Births to Mothers Age 15 - 19	315	21,555
	Teen Birth Rate (Per 1,000 Population)	36.58	36.1
Food Insecurity Rate	Total Population	289,447	19,893,297
	Food Insecure Population, Total	47,044	3,227,600
	Food Insecurity Rate	16.30%	16.20%
Poverty - Children Below 100% FPL	Total Population	295,208	19,858,469
	Population Under Age 18	47,261	4,044,879
	Population Under Age 18 in Poverty	11,872	901,772
	Percent Population Under Age 18 in Poverty	25.12%	22.29%

Physical Environment

Data Indicator	Indicator Variable	Location Summary	State Average
Use of Public Transportation	Total Population Employed Age 16+	120,603	8,907,171
	Population Using Public Transit for Commute to Work	1,657	180,231
	Percent Population Using Public Transit for Commute to Work	1.37%	2.00%
Population with Low	Total Population	288,446	18,801,310

Food Access	Population with Low Food Access	112,702	4,831,135
	Percent Population with Low Food Access	39.07%	25.70%

Clinical Care

Data Indicator	Indicator Variable	Location Summary	State Average
Access to Dentists	Total Population, 2015	302,127	20,271,272
	Dentists, 2015	143	11,304
	Dentists, Rate per 100,000 Pop.	47.2	55.8
Cancer Screening - Sigmoidoscopy or Colonoscopy	Total Population Age 50+	100,947	5,497,252
	Estimated Population Ever Screened for Colon Cancer	69,287	3,628,186
	Crude Percentage	68.60%	66.00%
	Age-Adjusted Percentage	61.60%	61.50%
Cancer Screening - Mammogram	Total Medicare Enrollees	32,745	1,861,794
	Female Medicare Enrollees Age 67-69	2,874	161,850
	Female Medicare Enrollees with Mammogram in Past 2 Years	1,988	109,429
	Percent Female Medicare Enrollees with Mammogram in Past 2 Year	69.20%	67.60%
Cancer Screening - Pap Test	Female Population Age 18+	197,944	11,566,352
	Estimated Number with Regular Pap Test	141,648	8,894,525
	Crude Percentage	71.60%	76.90%
	Age-Adjusted Percentage	75.70%	78.80%
Facilities Designated as Health Professional Shortage Areas	Primary Care Facilities		138
	Mental Health Care Facilities		125
	Dental Health Care Facilities		127
	Total HPSA Facility Designations		390
Lack of Prenatal Care	Total Births	11,871	906,594
	Mothers Starting Prenatal Care in First Semester	8,092	603,986
	Mothers with Late or No Prenatal Care	3,609	250,800
	Prenatal Care Not Reported	170.42	51,808
	Percentage Mothers with Late or No Prenatal Care	30.40%	27.70%

Federally Qualified Health Centers	Total Population	52273	18,801,310
	Number of Federally Qualified Health Centers	3	406
	Rate of Federally Qualified Health Centers per 100,000 Population	5.74	2.16
Lack of a Consistent Source of Primary Care	Survey Population (Adults Age 18+)	206,971	14,671,272
	Total Adults Without Any Regular Doctor	56,386	3,638,104
	Percent Adults Without Any Regular Doctor	27.20%	24.80%
Preventable Hospital Events	Total Medicare Part A Enrollees	26,339	1,506,764
	Ambulatory Care Sensitive Condition Hospital Discharges	12,395	80,828
	Ambulatory Care Sensitive Condition Discharge Rate	47.1	53.6

Health Behaviors

Data Indicator	Indicator Variable	Location Summary	State Average
Alcohol Consumption	Total Population Age 18+	234,004	14,682,954
	Estimated Adults Drinking Excessively	39,025	2,334,590
	Estimated Adults Drinking Excessively (Crude Percentage)	16.70%	15.90%
	Estimated Adults Drinking Excessively (Age-Adjusted Percentage)	18.60%	17.10%
Physical Inactivity	Total Population Age 20+	240,564	15,678,149
	Population with no Leisure Time Physical Activity	71,165	3,874,964
	Percent Population with no Leisure Time Physical Activity	28.00%	23.60%
Tobacco Usage - Current Smokers	Total Population Age 18+	234,004	14,682,954
	Total Adults Regularly Smoking Cigarettes	52,418	2,642,932
	Percent Population Smoking Cigarettes (Crude)	22.40%	18.00%
	Percent Population Smoking Cigarettes (Age-Adjusted)	24.30%	18.90%

Health Outcomes

Data Indicator	Indicator Variable	Location Summary	State Average
Mortality - Lung Disease	Total Population	297,803	19,929,487
	Average Annual Deaths, 2007-2011	295	11,363
	Crude Death Rate (Per 100,000 Pop.)	99.19	57.02

	Age-Adjusted Death Rate (Per 100,000 Pop.)	56.04	38.55
Mortality - Unintentional Injury	Total Population	297,803	19,929,487
	Average Annual Deaths, 2010-2014	167	10,015
	Crude Death Rate (Per 100,000 Pop.)	55.95	50.25
	Age-Adjusted Death Rate (Per 100,000 Pop.)	49.51	44.43
Mortality - Heart Disease	Total Population	297,803	19,929,487
	Average Annual Deaths, 2010-2014	906	44,078
	Crude Death Rate (Per 100,000 Pop.)	304.13	221.17
	Age-Adjusted Death Rate (Per 100,000 Pop.)	174.78	149.9
High Blood Pressure (Adult)	Total Population (Age 18+)	234,004	14,682,954
	Total Adults with High Blood Pressure	70,455	4,155,276
	Percent Adults with High Blood Pressure	30.11%	28.30%
Cancer Incidence - Lung	Estimated Total Population	49,134	2,771,859
	New Cases (Annual Average)	347	16,548
	Cancer Incidence Rate (Per 100,000 Pop.)	70.7	59.7
Mortality - Premature Death	Total Population	288,447	56,417,393
	Total Premature Death, 2014-2016	1,494	256,433
	Total Years of Potential Life Lost, 2014-2016 Average	24,179	4,112,576
	Years of Potential Life Lost, Rate per 100,000 Population	8,382	7,290
Cancer Incidence - Prostate	Estimated Total Population (Male)	22,858	1,300,513
	New Cases (Annual Average)	163	12,667
	Cancer Incidence Rate (Per 100,000 Pop.)	71.4	97.4
Cancer Incidence - Breast	Estimated Total Population (Female)	22,734	1,330,172
	New Cases (Annual Average)	252	15,430
	Cancer Incidence Rate (Per 100,000 Pop.)	111.2	116
	Estimated Total Population (Female)	16,998	1,048,314
Cancer Incidence - Cervix	New Cases (Annual Average)	12	933
	Cancer Incidence Rate (Per 100,000 Pop.)	7.2	8.9
Cancer Incidence -	Estimated Total Population	47,088	2,653,116

Colon and Rectum	New Cases (Annual Average)	178	9,790
	Cancer Incidence Rate (Per 100,000 Pop.)	37.8	36.9
Obesity	Total Population Age 20+	241,252	15,687,277
	Adults with BMI > 30.0 (Obese)	67,269	4,162,381
	Percent Adults with BMI > 30.0 (Obese)	28.10%	26.60%
Overweight	Survey Population (Adults Age 18+)	197,548	14,014,811
	Total Adults Overweight	64,870	5,146,693
	Percent Adults Overweight	32.80%	36.70%
Diabetes (Adult)	Total Population Age 20+	241,048	15,705,775
	Population with Diagnosed Diabetes	32,766	1,715,434
	Population with Diagnosed Diabetes, Age-Adjusted Rate	10.70%	9.22%
Poor General Health	Total Population Age 18+	234,004	14,682,954
	Estimated Population with Poor or Fair Health	51,630	2,525,468
	Crude Percentage	22.10%	17.20%
	Age-Adjusted Percentage	20.90%	15.90%
Mortality - Suicide	Total Population	297,803	19,929,487
	Average Annual Deaths, 2010-2014	66	3,063
	Crude Death Rate (Per 100,000 Pop.)	22.11	15.37
	Age-Adjusted Death Rate (Per 100,000 Pop.)	20.09	14.09
Mortality - Homicide	Total Population	297,803	19,929,487
	Average Annual Deaths, 2010-2014	14	1,202
	Crude Death Rate (Per 100,000 Pop.)	4.65	6.03
	Age-Adjusted Death Rate (Per 100,000 Pop.)	5.06	6.39
Mortality - Cancer	Total Population	297,803	19,929,487
	Average Annual Deaths, 2010-2014	869	43,286
	Crude Death Rate (Per 100,000 Pop.)	291.86	217.19
	Age-Adjusted Death Rate (Per 100,000 Pop.)	174.41	152.86
Mortality - Stroke	Total Population	297,803	19,929,487
	Average Annual Deaths, 2010-2014	215	10,042

	Crude Death Rate (Per 100,000 Pop.)	72.03	50.39
	Age-Adjusted Death Rate (Per 100,000 Pop.)	40.23	33.87
High Cholesterol (Adult)	Survey Population (Adults Age 18+)	155,242	11,691,020
	Total Adults with High Cholesterol	76839	4,898,256
	Percent Adults with High Cholesterol	49.50%	41.90%
Heart Disease (Adult)	Survey Population (Adults Age 18+)	207,305	14,681,551
	Total Adults with Heart Disease	11,863	822,348
	Percent Adults with Heart Disease	5.70%	5.60%
Depression (Medicare Population)	Total Medicare Fee-for-Service Beneficiaries	38,650	2,222,669
	Beneficiaries with Depression	6,783	420,851
	Percent with Depression	17.60%	18.90%
Poor Dental Health	Total Population (Age 18+)	233,250	14,682,954
	Total Adults with Poor Dental Health	59,194	2,635,605
	Percent Adults with Poor Dental Health	25.40%	18.00%
Infant Mortality	Total Births	15,070	1,133,160
	Total Infant Deaths	110	7,932
	Infant Mortality Rate (Per 1,000 Births)	7.3	7
Low Birth Weight	Total Live Births	41,202	1,585,346
	Low Weight Births (Under 2500g)	3,397	137,925
	Low Weight Births, Percent of Total	8.24%	8.70%
Asthma Prevalence	Survey Population (Adults Age 18+)	207,114	14,756,311
	Total Adults with Asthma	35,325	1,841,437
	Percent Adults with Asthma	17.10%	12.50%

<https://ahs.engagementnetwork.org>, 1/9/2019

APPENDIX C: HOSPITAL UTILIZATION & EMERGENCY ROOM DATA

Below are the top 10 diagnoses for AdventHealth Daytona Beach in 2018.

Emergency Department

1. Urinary tract infection, site not specified
2. Chest pain, unspecified
3. Acute upper respiratory infection, unspecified
4. Headache
5. Acute pharyngitis, unspecified
6. Noninfective gastroenteritis and colitis, unspecified
7. Low back pain
8. Bronchitis, not specified as acute or chronic
9. Viral infection, unspecified
10. Other chest pain

Inpatient Admissions

1. Sepsis, unspecified organism
2. Single liveborn infant, delivered vaginally
3. Single liveborn infant, delivered by cesarean
4. Hypertensive heart and chronic kidney disease with heart failure and stage 1-4 chronic kidney disease, or unspecified chronic kidney disease
5. Chronic obstructive pulmonary disease w (acute) exacerbation
6. Acute kidney failure, unspecified
7. Non-ST elevation (NSTEMI) myocardial infarction
8. Pneumonia, unspecified organism
9. Hypertensive heart disease with heart failure
10. Urinary tract infection, site not specified

APPENDIX D: COMMUNITY ASSET INVENTORY

Location: Hospital or Community	Organization	Program Title	Target Population	Counties Served	Program Point of Contact
ISSUE 1: ADULT & YOUTH BEHAVIORAL HEALTH					
Community	Multiple	Behavioral Health Consortium	Collaborative of BH leaders	Volusia/ Flagler	icosimi@smahealthcare.org
Community	SMA Healthcare	Inpatient and outpatient SAMH programs	Individuals with mental health of substance use challenges	Circuit 7	800-539-4228 Smahealthcare.org
Community	Halifax Health	Psychiatric programs	Individuals with mental illness	Volusia/ Flagler	877-842-5432 Halifaxhealth.org
Community	Children's Home Society	Counseling	Individuals/ Families with MH needs	Volusia/ Flagler	386-304-7605 Chsfl.org
Hospital	AdventHealth Daytona Beach	Lung Cancer screenings	Screen adults for Lung cancer	Volusia	CLARISSA.MOHOLICK@AdventHealth.com
Hospital	AdventHealth Daytona Beach	CREATION Health	At risk community	Volusia	Ida.Babazadeh@Adventhealth.com
Hospital	AdventHealth Daytona Beach	Smoking Cessation classes- Tools to Quit	Adult smokers	Volusia	Vicki Evans, AHEC vevans@northfloridaahec.org
ISSUE 2: CARDIOVASCULAR DISEASES & DIABETES					
Hospital and community	AdventHealth Daytona Beach	Laugh Your Heart Out	Adults with interest in heart health	Volusia	Ida.Babazadeh@Adventhealth.com
ISSUE 3: BARRIERS TO ACCESSING HEALTH CARE SERVICES					
Community	Family Health Source	FQHC primary and specialty care	All residents (focused on individuals with	Volusia	386-202-6025 Familyhealthsource.org

			Medicaid)		
Community	Azalea Health	FQHC primary and specialty care	All residents (focused on individuals with Medicaid)	Volusia	386-323-9600 Azahealth.org
Community	FDOH-Volusia	Multiple	All residents	Volusia	386-274.0500 volusia.floridahealth.gov
Community	Good Samaritan Clinic	Free Clinic, primary care	Uninsured, working poor	Volusia	386-738-6990 Gsdld.org
Community	Jesus Clinic	Free Clinic, primary care	Uninsured	Volusia	386-253-6959
Community	Volusia Volunteers in Medicine Clinic	Free Clinic, primary care	Uninsured	Volusia	386-316-2771 Volusiavolunteersinmedicine.com
Community	West Volusia Health Card	Health coverage	Uninsured	Volusia	386-202-6025 Familyhealthsource.org
Community	Kidcare	Health coverage	Low income families	Volusia/ Flagler	877-842-5432 Halifaxhealth.org
Hospital	AdventHealth Daytona Beach	Community Care	Care coordination services for high risk adults Underserved community in Hospital PSA	Volusia	Meghan.Budvarson@AdventHealth.com
Hospital and community	AdventHealth Daytona Beach	Colon Cancer Awareness	At Risk adults in community	East Volusia	Michelle.Rosato@AdventHealth.com
Hospital	AdventHealth Daytona Beach	Newborn education & Lactation education and tours	Expecting moms and new parents	Volusia	Rebecca.Vernon@AdventHealth.com
Hospital	AdventHealth Daytona Beach	Cancer Survivor Day Celebrating Cancer survivors	Underserved community Cancer survivors	Volusia	Michelle.Rosato@AdventHealth.com
Hospital	AdventHealth Daytona Beach	Caregiver Cancer Support Group	Support Groups for people with interest in topics offered by the	Volusia	Michelle.Rosato@AdventHealth.com

		Cancer & Survivorship Support Group	Hospital		Michelle.Rosato@AdventHealth.com
		Women's Cancer Support Group			Michelle.Rosato@AdventHealth.com
		Newly Diagnosed Cancer Support Group			Michelle.Rosato@AdventHealth.com
		Weekly Gentle Yoga			Vanessa.Hill@AdventHealth.com
		The Art of Healing			Vanessa.Hill@AdventHealth.com
		Quilt Your Way			vevans@northfloridaahec.org
		Ostomy Support Group			daytonaostomyasg@gmail.com
		Stroke Support Group			Luke.Thompson@AdventHealth.com

ISSUE 4: HEALTHY EATING & PHYSICAL ACTIVITY

Community	Early Learning Coalition of Flagler and Volusia	5-2-1-0 (healthy eating & physical activity program)	0-5 Children and families	Volusia/ Flagler	386-323-2400 Elcfv.org
Community	Volusia County Schools	School Health Advisory Committee	K12 children and families	Volusia	386-734-7190 Vcsedu.org

Community	Volusia Flagler Family YMCA	Multiple health programs	Children and Adults near sites	Volusia	Vfymca.org
Community	County of Volusia	Parks, playgrounds and trails	All citizens	Volusia	386-736-2700 Volusia.org
ISSUE 5: SOCIAL & ECONOMIC ISSUES					
Community	County of Volusia	Multiple, family self-sufficiency, financial programs	All residents	Volusia	386-736-2700 Volusia.org
Community	Department of Children and Families	SNAP, Medicaid	At risk families	Circuit 7	904-723-2000 Myflfamilies.com
Community	Volusia/ Flagler Coalition for the Homeless	Homelessness prevention and housing programs	At risk families and individuals	Volusia/ Flagler	386-279-0029 Vfch.org
Community	County and Cities	SHIP housing programs, other	At risk families and individuals	Volusia	multiple
ISSUE 6: AGING-RELATED ISSUES					
Community	Council on Aging	Multiple	Low income seniors	Volusia	386-253-4700 Coavolusia.org
ISSUE 7: CHILD & ADOLESCENT ISSUES					
Community	Volusia County Schools	Multiple	K12 children	Volusia	386-734-7190 Vcsedu.org
Community	Department of Juvenile Justice	Delinquency programs	At risk children	Circuit 7	386-947-3500 Djj.state.fl.us
ISSUE 8: COMMUNICABLE & INFECTIOUS DISEASES					
Community	FDOH-Volusia	HIV clinic, TB control, Immunization, surveillance and investigation	All residents	Volusia	386-274.0500 volusia.floridahealth.gov
ISSUE 9: CRIME, DOMESTIC VIOLENCE & CHILD ABUSE					
Community	Beacon Center	Domestic Violence programs	Victims, perpetrators, children	Volusia	386-257-2297 Mybeaconcenter.com

Community	Community Partnership for Children	Child welfare, foster care	At risk families and children	Volusia, Flagler, Putnam	386-238-4900 Communitypartnershipforchildren.org
Community	Department of Children and Families	Child protection investigations	At risk families	Circuit 7	904-723-2000 Myflfamilies.com
Community	Healthy Start Coalition of Flagler and Volusia Counties	Healthy Families	At risk families	Volusia/Flagler	386-252-4277 Healthystartvf.org
ISSUE 10: EARLY CHILDHOOD					
Community	Early Learning Coalition of Flagler and Volusia Counties	Multiple, school readiness, VPK	Low income families, all families/children	Volusia/Flagler	386-323-2400 Elcfv.org
Community	Mid Florida Community Services	Head start	Low income families	Volusia	800-227-0010 Midfloridaheadstart.com
Community	Kidcare	Health coverage	Low income families	Volusia/Flagler	877-842-5432 Halifaxhealth.org
ISSUE 11: WOMEN'S HEALTH, PRENATAL CARE & BIRTH OUTCOMES					
Community	Healthy Start Coalition of Flagler and Volusia Counties	Multiple, women's health, case management	Low income or at-risk families	Volusia/Flagler	386-252-4277 Healthystartvf.org
Community	FDOH-Volusia	Multiple, WIC	Low income or at-risk families	Volusia	386-274.0500 volusia.floridahealth.gov

APPENDIX E: PRIORITY SELECTION REPORT

A. Primary & Secondary Data – high-level findings

List the 8-10 health priorities determined by Primary Data from the County Health Survey

1	Addiction	6	Violence
2	Homelessness	7	Cancer
3	Mental Health problems	8	Adult Obesity
4	Unemployment	9	Heart Disease & Stroke
5	Child Abuse/Neglect	10	High blood pressure

List the 8-10 health priorities determined by Primary Data from the Focus Groups

1	Affordable Housing/Homelessness	6	Community Improvements
2	Access to Health Care and Social Services	7	Substance Abuse
3	Mental Health Services	8	Social Media
4	Sense of Community	9	School Readiness
5	Diminishing Responsibility to Youth	10	School Safety

List the 8-10 health priorities determined by Secondary Data from ED Hospital Utilization data (ED top conditions by zip code by payer)

1	Urinary tract infection; site not specified	6	Noninfective gastroenteritis and colitis, unspecified
2	Chest pain, unspecified	7	Low back pain
3	Acute upper respiratory infection, unspecified	8	Bronchitis, not specified as acute or chronic
4	Headache	9	Viral infection, unspecified
5	Acute pharyngitis, unspecified	10	Other chest pain

List the 8-10 health priorities determined by Secondary Data from Inpatient Hospital Utilization data (Inpatient top conditions by zip code by payer)

1	Sepsis	6	Acute kidney failure, unspecified
2	Single liveborn infant, delivered vaginally	7	Non-ST elevation (NSTEM) myocardial infarction
3	Single liveborn infant, delivered by cesarean	8	Pneumonia, unspecified organism
4	Hypertensive heart and chronic kidney disease with heart failure and stage 1-4 chronic kidney disease, or unspecified chronic kidney disease	9	Hypertensive heart disease with heart failure
5	Chronic obstructive pulmonary disease w (acute) exacerbation	10	Urinary tract infection, site not specified

Top 8-10 Priorities determined from Secondary Data provided by Volusia County Collaborative CHNA

1	Adult Behavioral Health	6	Healthy Eating and Physical Activity
2	Youth Behavioral Health	7	Social and Economic Issues
3	Cardiovascular Diseases	8	
4	Diabetes	9	
5	Access to Health Care Services	10	

B. Primary & Secondary Data – Aggregated Priority Issues

Aggregate Community Health Needs

	Priority Issue	Ethnic Group	Age Group	Specific Geographic Area
1	Adult & Youth Behavioral Health	all	adults	All of Volusia County
2	Cardiovascular Disease	All, minority overrepresentation	all	All of Volusia County, high poverty neighborhoods
3	Diabetes	All, minority overrepresentation	all	All of Volusia County, high poverty neighborhoods
4	Healthy Eating and Physical Activity	All	all	All of Volusia County, high poverty neighborhoods
5	Access to Health Care Services	All, uninsured	all	All of Volusia County, high poverty neighborhoods

6	Social and Economic Issues	All, working poor and below poverty	all	All of Volusia County, high poverty neighborhoods
7	Women's Health, Prenatal Care and Birth Outcomes	All, minority overrepresentation	all	All of Volusia County, high poverty neighborhoods
8	Aging Related Issues	All	Older adults	All of Volusia County
9	Child & Adolescent Issues	All	Child, adolescent	All of Volusia County
10	Communicable & Infectious Diseases	All	all	All of Volusia County
11	Early Childhood	All	Early childhood	All of Volusia County

C. Community Priority Issues that the Hospital Will Address

Adult & Youth Behavioral Health

- Heavy/Binge drinking has increased slightly from 2010 to 2016. The percent is highest for white individuals.
- Volusia alcohol-suspected motor vehicle crashes and traffic crash injuries rates have decreased since 2014 but are slightly higher than Florida.
- Alcohol-suspected traffic crash deaths increased between 2015 and 2016 in Volusia and the Volusia rate is higher than Florida.
- Volusia's rate of Opioid-involved overdose hospitalizations increased from 2015 to 2017 and is higher than Florida's. The rate of death from Opioid overdoses increased in the last year and now exceeds the Florida rate.
- The percent of Volusia adults who smoke is higher than Florida. (the difference is statistically significant)
- The percent of Volusia adults who had 14 or more poor mental health days in the last month is higher than Florida. (the difference is statistically significant)
- The percent of Volusia adults with a depressive disorder is higher than Florida. (the difference is statistically significant for Hispanic population)
- Volusia's suicide rate is increasing and is higher than Florida's.
- Volusia's age 19-21 rate of hospitalizations for self-inflicted injuries has increased but is lower than Florida's.
- The percent of student alcohol use has been decreasing since 2008 but remains slightly higher than Florida.
- The percent of Volusia middle and high school students using marijuana decreased between 2016 and 2018 but remains higher than Florida.
- Reported cigarette use among Volusia middle and high school students has declined, but both rates remain higher than Florida.

Cardiovascular Diseases & Diabetes

- The Years of Potential Life Lost (YPLL) rate for Volusia County increased from 2014 to 2017 and is higher than Florida.
- The Volusia death rate for heart failure is higher than Florida.
- Volusia's hospitalization rate for Congestive Heart Failure is higher than Florida's and the rate for Black individuals is much higher.
- The Volusia hospitalization rate for coronary heart disease is higher than Florida and the rate for Black individuals is higher than the rate for all.
- The Volusia death rate for coronary heart disease is higher than Florida.

- The Volusia hospitalization rate for stroke is higher than Florida and the rate for Black individuals is higher than other groups.
- The Volusia death rate for stroke is higher than Florida and the rate for Black individuals is higher than other groups.
- The death rate from diabetes increased between 2016 and 2017 and is higher in Volusia than in Florida. The rate is highest for Black individuals.
- The rate of preventable hospitalizations for adults under 65 from diabetes is increasing and higher than Florida.

Barriers to Health Care Services

- Volusia rate of health resources per population are lower than Florida in the categories of: physicians, internists, OB/GYN and pediatricians.
- Volusia has a higher percentage of births covered by Medicaid than Florida. Rates for Black and Hispanic individuals are higher.
- The percent of Volusia adults with a personal doctor is lower than Florida.
- Volusia has a lower ratio of primary care physicians, dentists and mental health providers to population than Florida.

Healthy Eating & Physical Activity

- Over 70% of Volusia middle and high school students lack vigorous physical activity and the percent increased from 2014 to 2016. The percent is better than Florida.
- The percent of Volusia adults who are sedentary increased from 2007 to 2016 and is now higher than Florida.
- The percent of Volusia middle and high schoolers who were obese increased significantly from 2014 to 2016.
- The percent of Volusia adults who are obese increased between 2013 and 2016 and the percent is now higher than Florida.
- Injury deaths are increasing and higher than Florida.

Social & Economic Issues

- Volusia's median household income is lower than Florida's.
- Volusia's percent of individuals and individuals below age 18 below poverty are both slightly higher than Florida's.
- The Volusia percent of elementary and middle school students eligible for free/reduced price lunches is higher than Florida. (a proxy measure for low income)
- The Volusia high school graduation rate is lower than Florida.
- The Volusia percent of adults limited by physical, mental or emotional problems is higher than Florida. (difference is statistically significant)
- Volusia's food insecurity rate is higher than Florida's.
- Volusia's per capita income is lower than Florida's.
- Over 30% of Volusia households spend more than 30% of their income on housing and workers in 8 of the top 20 industries in Volusia are estimated to be housing burdened based on average hourly wage.
- The Volusia number of individuals counted during the Point-In-Time count was higher in 2019 than in 2018.
- The Volusia number of homeless students has been increasing since 2016.
- Volusia's percent of single parent households is higher than Florida's.

D. Community Issues that the Hospital Did Not Choose

Aging-related Issues

- The data collected for individuals 65 and older did not demonstrate significant negative trends or negative comparison to state data. The only indicator of concern noted was suicide rate for individuals over 65 which will be addressed through the prioritization of adult behavioral health. There are numerous initiatives in place to provide services to this target population.

Child & Adolescent Issues

- The most significant childhood issues are addressed through other priority issues (behavioral health, access to services, healthy eating and physical activity)

Communicable & Infectious Diseases

- The data collected did not demonstrate significant negative trends or comparison data. Many issues noted in the indicators of concern will be address through the prioritization of Access to Health Care Services.

Crime, Domestic Violence & Child Abuse

- The data collected did not demonstrate significant negative trends or negative comparison to state data. Many issues noted in the indicators of concern will be address through the prioritization of Social and Economic Issues.

Early Childhood

- There are significant efforts already in place to address this target population.

Women's Health, Prenatal Care & Birth Outcomes

- There are significant efforts already in place to address this target population. Many of the indicators of concern will be addressed through the prioritization of Access to Health Care Services.